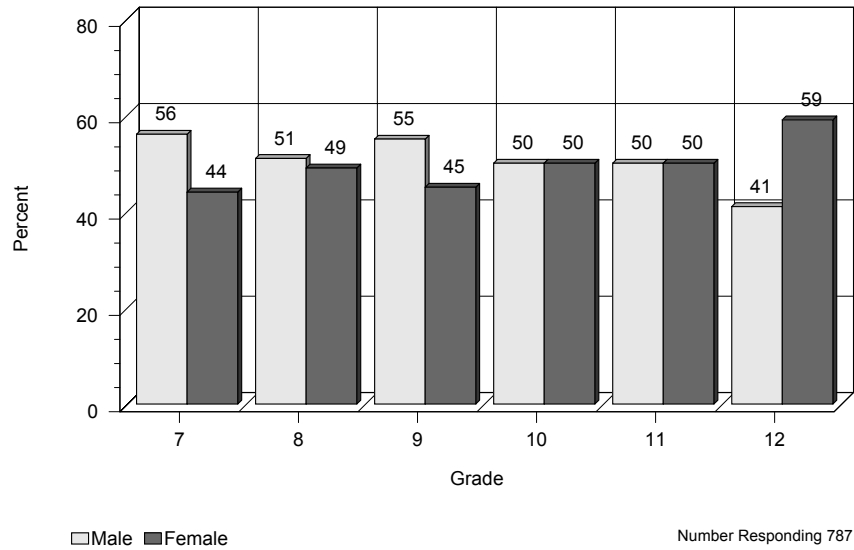

CHAPTER 3

Characteristics of the Berlin School District Students and Their Families

To give readers an overview of local teens, this chapter provides a summary of demographic and family characteristics of the students who participated in the survey.

This report reflects the survey results of 792 students. Students in grades 7 through 12 were surveyed. Ninety-two percent (92%) of adolescents in the Berlin School District are represented in this report. The Berlin School District includes the communities of Milan, Dummer, Cambridge, Berlin and Errol. Of all youth responding to the survey, 50% were male and 50% were female. Figure 3-1 shows the grade and gender breakdown of the sample. Of the junior high school students, 53% were male and 47% were female. Of the high school students, 49% were male and 51% were female.

Figure 3-1: Students Taking the TAP Survey
(By Grade and Gender)



Note: Due to rounding, some graphs may not total 100%

The following chart shows the number of usable surveys from students in each grade.

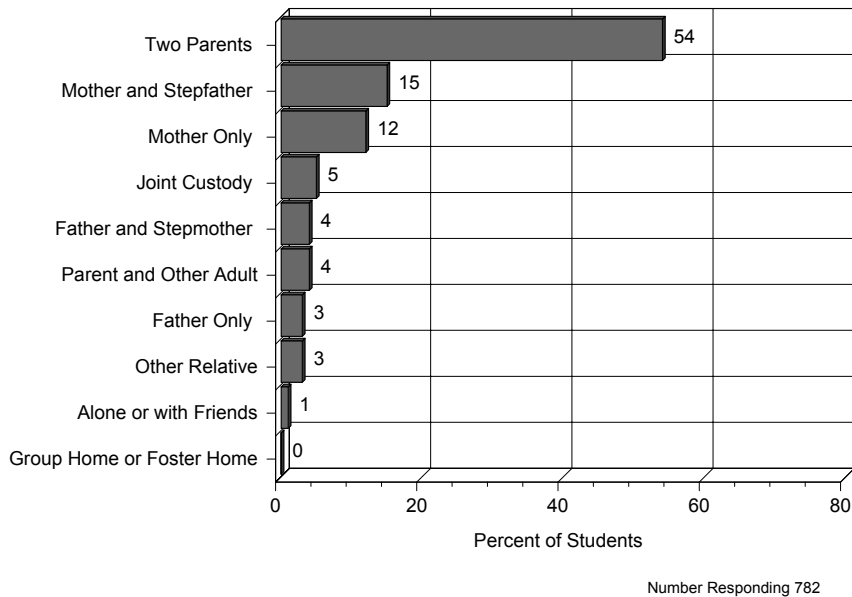
Table 3-1: Usable Surveys

Total	Grade	Male	Female
126	7	70	56
146	8	75	71
128	9	70	58
150	10	75	75
108	11	54	54
129	12	53	76

Family Characteristics

Students reported a number of different family living situations. Figure 3-2 shows most students (54%) live with two parents. Other common living situations are single parent households (15%) and step-family households (19%). The remaining 12% of students live in other living situations.

Figure 3-2: Family Living Situations



Thirty-eight percent (38%) of students reported their parents have been involved in a separation or divorce. Fifty-six percent (56%) indicated their parents have never been divorced or separated. As Figure 3-3 shows, the length of time since divorce ranges from currently happening now to more than ten years ago.

Figure 3-3: Parents Divorced or Separated

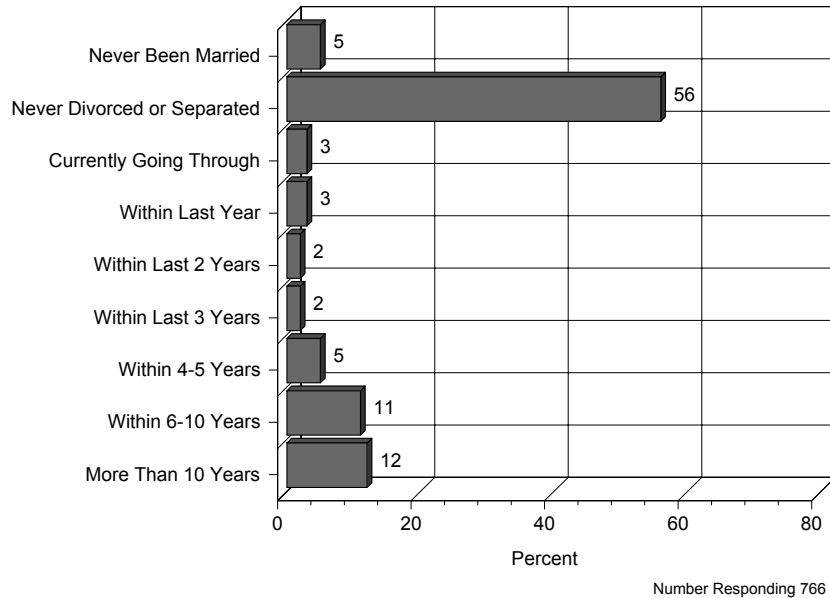


Figure 3-4 shows the range of parental education. Only 5% of all fathers and 4% of all mothers have less than a high school education. In addition, 10% of the fathers and 15% of the mothers were reported to have a Bachelor's degree or higher.

Figure 3-4: Parental Education Levels

