

NH Champion Trees

(in accordance with American Forests' National Register of Big Trees)

<i>Species</i>	<i>Latin Name</i>	<i>Nat'l Champ</i>	<i>Total Points</i>	<i>CBH (in)</i>	<i>VH (ft)</i>	<i>ACS (ft)</i>	<i>Champ Status</i>	<i>Co Champ</i>	<i>Year</i>	<i>Cond</i>	<i>City</i>	<i>County</i>	<i>Tree ID</i>
Apple													
Common	<i>Malus sylvestris</i>	218											
		203	148.00	44.00	43.00	State	<input checked="" type="checkbox"/>	2017	Good	Tilton	Belknap	990	
		201	136.00	52.00	50.00	State	<input checked="" type="checkbox"/>	2010	Excellent	Keene	Cheshire	562	
		176	125.00	41.00	40.00	County	<input type="checkbox"/>	2012	Fair	New Ipswich	Hillsborough	23	
		175	114.00	49.00	49.00	County	<input type="checkbox"/>	2010	Fair	Pembroke	Merrimack	564	
		173	123.00	38.00	46.00	County	<input type="checkbox"/>	2015	Fair	Brentwood	Rockingham	855	
		172	120.00	40.00	47.00	County	<input type="checkbox"/>	2012	Good	Barrington	Strafford	696	
		168	131.00	28.00	35.00	County	<input type="checkbox"/>	2012	Fair	Glen	Carroll	682	
		166	126.00	29.00	42.00	County	<input type="checkbox"/>	2010	Fair	Acworth	Sullivan	5	
		144	90.00	41.00	51.00	County	<input type="checkbox"/>	1988	Good	Hanover	Grafton	24	
		135	95.00	30.00	39.00	County	<input type="checkbox"/>	2015	Good	Whitefield	Coos	863	
Ash													
Black	<i>Fraxinus nigra</i>	242											
		157	59.00	92.00	23.00	State	<input checked="" type="checkbox"/>	2012	Fair	Hancock	Hillsborough	679	
		157	66.00	81.00	38.00	State	<input checked="" type="checkbox"/>	2011	Excellent	Sandwich	Carroll	609	
		149	54.00	85.00	38.00	County	<input type="checkbox"/>	2006	Excellent	Walpole	Cheshire	400	
		146	41.00	99.00	25.00	County	<input type="checkbox"/>	2007	Good	Strafford	Strafford	431	

Green	<i>Fraxinus pennsylvanica</i>	395														
			195	100.00	84.00	44.00	State	<input type="checkbox"/>	2009	Good	Portsmouth	Rockingham	514			
White	<i>Fraxinus americana</i>	409														
			337	243.00	73.50	80.60	State	<input type="checkbox"/>	2018	Poor	Derry	Rockingham	499			
			318	215.00	79.00	97.00	County	<input type="checkbox"/>	2008	Good	Sanbornville	Carroll	22			
			306	199.00	91.00	63.00	County	<input type="checkbox"/>	2016	Good	Loudon	Merrimack	885			
			304	186.00	100.00	73.00	County	<input type="checkbox"/>	2017	Good	Gilmanton	Belknap	31			
			297	222.00	63.00	47.00	County	<input type="checkbox"/>	2005	Poor	Strafford	Strafford	27			
			285	190.00	81.00	57.00	County	<input type="checkbox"/>	2010	Good	Rindge	Cheshire	548			
			270	177.00	80.00	52.00	County	<input checked="" type="checkbox"/>	2014	Good	Mason	Hillsborough	826			
			268	165.00	78.00	101.00	County	<input checked="" type="checkbox"/>	2011	Excellent	Goffstown	Hillsborough	594			
			267	176.00	78.00	50.00	County	<input type="checkbox"/>	2015	Good	Thornton	Grafton	871			
			255	139.00	104.00	48.00	County	<input type="checkbox"/>	2014	Good	Sunapee	Sullivan	799			
			213	131.00	72.00	39.00	County	<input checked="" type="checkbox"/>	2012	Poor	Dalton	Coos	655			
			209	102.00	99.00	30.00	County	<input checked="" type="checkbox"/>	2011	Fair	Jefferson	Coos	580			
Aspen																
Bigtooth	<i>Populus grandidentata</i>	275														
			227	107.00	106.00	54.00	National	<input type="checkbox"/>	2013	Good	Madbury	Strafford	765			
			208	76.00	120.00	46.00	County	<input type="checkbox"/>	2016	Excellent	Bradford	Merrimack	916			
			202	88.00	102.00	49.00	County	<input type="checkbox"/>	2009	Excellent	Walpole	Cheshire	547			
			198	89.00	97.00	46.00	County	<input type="checkbox"/>	2014	Good	Epping	Rockingham	854			
			198	85.00	100.00	53.00	County	<input checked="" type="checkbox"/>	2015	Good	Sandwich	Carroll	845			

			185	86.00	86.00	51.20	County	<input type="checkbox"/>	2016	Excellent	Washington	Sullivan	919
			140	51.00	83.00	24.70	County	<input type="checkbox"/>	2012	Excellent	Jefferson	Coos	697
Quaking	<i>Populus tremuloides</i>	291											
			188	75.00	102.00	42.00	State	<input checked="" type="checkbox"/>	2011	Fair	Jefferson	Coos	582
			187	85.00	90.00	49.00	State	<input checked="" type="checkbox"/>	2012	Good	Crawford's Purchase	Coos	699
			180	78.00	94.00	32.00	County	<input type="checkbox"/>	2016	Good	Barrington	Strafford	942
			176	68.00	100.00	33.00	County	<input type="checkbox"/>	2012	Poor	Ossipee	Carroll	673
			176	73.00	92.00	44.00	County	<input type="checkbox"/>	2008	Excellent	Walpole	Cheshire	473
			166	77.00	80.00	37.00	County	<input type="checkbox"/>	2013	Fair	Springfield	Sullivan	808
Baldcypress													
Common	<i>Taxodium distichum</i>	762											
			64	38.00	21.00	20.00	State	<input type="checkbox"/>	2011	Good	Jefferson	Coos	573
Basswood													
American	<i>Tilia americana</i>	387											
			245	140.00	92.00	51.00	State	<input type="checkbox"/>	2013	Fair	Washington	Sullivan	773
			236	136.00	89.00	42.00	County	<input type="checkbox"/>	2012	Fair	Conway	Carroll	366
			227	143.00	72.00	49.00	County	<input type="checkbox"/>	2007	Excellent	Strafford	Strafford	421
			195	101.00	82.00	47.00	County	<input type="checkbox"/>	2011	Good	Shelburne	Coos	612
			191	98.00	77.00	62.00	County	<input type="checkbox"/>	2017	Excellent	Center Harbor	Belknap	21
			182	96.00	73.00	50.00	County	<input checked="" type="checkbox"/>	2017	Excellent	Hollis	Hillsborough	39
			179	85.00	80.00	55.00	County	<input checked="" type="checkbox"/>	2014	Excellent	Amherst	Hillsborough	839
Beech													
American	<i>Fagus grandifolia</i>	428											

234	132.00	83.00	77.00	State	<input checked="" type="checkbox"/>	2017	Excellent	Wilton	Hillsborough	404
231	137.00	75.00	76.00	State	<input checked="" type="checkbox"/>	2016	Fair	Epping	Rockingham	975
221	117.00	85.00	74.00	County	<input type="checkbox"/>	2017	Fair	Bradford	Merrimack	958
220	127.00	76.00	66.00	County	<input checked="" type="checkbox"/>	2007	Fair	Lee	Strafford	456
220	93.00	111.00	65.00	County	<input checked="" type="checkbox"/>	2014	Excellent	Madbury	Strafford	831
213	85.00	113.00	59.00	County	<input type="checkbox"/>	2012	Good	Bartlett	Carroll	676
205	93.00	98.00	55.00	County	<input type="checkbox"/>	2006	Excellent	Walpole	Cheshire	417
187	94.00	83.00	41.00	County	<input type="checkbox"/>	2012	Good	Randolph	Coos	737

Birch

Gray *Betula populifolia* 158

150	65.00	76.00	35.00	State	<input type="checkbox"/>	2013	Excellent	Manchester	Hillsborough	752
118	54.00	60.00	17.50	County	<input type="checkbox"/>	2016	Poor	Jefferson	Coos	700
88	26.00	57.00	19.00	County	<input type="checkbox"/>	2012	Excellent	Effingham	Carroll	701
83	26.00	51.00	24.00	County	<input type="checkbox"/>	2012	Excellent	Walpole	Cheshire	671

Mountain Paper *Betula papyrifera var. cordifolia* 220

119	63.00	48.00	32.00	State	<input type="checkbox"/>	2011	Fair	Thompson & Meserve Preserve	Coos	601
-----	-------	-------	-------	-------	--------------------------	------	------	-----------------------------	------	-----

Paper *Betula papyrifera* 333


















219	116.00	87.00	62.00	State	<input checked="" type="checkbox"/>	2011	Fair	Stoddard	Cheshire	318
216	124.00	80.00	46.00	State	<input checked="" type="checkbox"/>	2011	Poor	Sandwich	Carroll	367
216	116.00	90.00	40.00	State	<input checked="" type="checkbox"/>	2015	Good	Thornton	Grafton	870
213	77.00	125.00	44.00	County	<input type="checkbox"/>	2014	Excellent	Francestown	Hillsborough	828

			206	100.00	92.00	56.00	County	<input type="checkbox"/>	2014	Excellent	Success	Coos	838
			179	66.00	103.00	41.00	County	<input type="checkbox"/>	2016	Good	Bradford	Merrimack	941
			171	89.00	71.00	43.00	County	<input type="checkbox"/>	2008	Good	Nottingham	Rockingham	470
			161	84.00	63.00	57.00	County	<input checked="" type="checkbox"/>	2013	Fair	Rochester	Strafford	755
			160	73.00	78.00	36.00	County	<input type="checkbox"/>	2016	Good	Goshen	Sullivan	889
			158	62.00	87.00	37.00	County	<input checked="" type="checkbox"/>	2007	Fair	Strafford	Strafford	422
			135	53.00	74.00	33.00	County	<input type="checkbox"/>	2014	Good	Gilford	Belknap	823
River	<i>Betula nigra</i>	343											
			192	123.00	50.00	77.30	State	<input type="checkbox"/>	2016	Good	Exeter	Rockingham	54
			167	96.00	55.00	65.00	County	<input type="checkbox"/>	2014	Excellent	Nashua	Hillsborough	820
			122	56.00	57.00	37.00	County	<input type="checkbox"/>	2013	Excellent	Tuftonborough	Carroll	748
Sweet	<i>Betula lenta</i>	249											
			231	136.00	78.00	68.00	State	<input type="checkbox"/>	2011	Good	Epping	Rockingham	801
			214	91.00	109.00	54.00	County	<input type="checkbox"/>	2010	Excellent	Spofford	Cheshire	543
			212	108.00	90.00	56.00	County	<input type="checkbox"/>	2012	Fair	Loudon	Merrimack	47
			209	109.00	88.00	48.00	County	<input type="checkbox"/>	2011	Fair	Raymond	Rockingham	627
			202	103.00	84.00	58.00	County	<input type="checkbox"/>	2007	Excellent	Strafford	Strafford	432
			174	90.00	75.00	36.00	County	<input type="checkbox"/>	2010	Excellent	Wolfeboro	Carroll	552
Yellow	<i>Betula alleghaniensis</i>	343											
			252	152.00	87.00	51.00	State	<input type="checkbox"/>	2012	Good	Clarksville	Coos	703
			226	97.00	113.00	65.00	County	<input type="checkbox"/>	2007	Excellent	Strafford	Strafford	409

			223	108.00	98.00	68.00	County	<input type="checkbox"/>	2010	Good	Hancock	Hillsborough	544
			221	111.00	97.00	52.00	County	<input type="checkbox"/>	2016	Excellent	Salisbury	Merrimack	943
			218	121.00	85.00	46.00	County	<input type="checkbox"/>	2014	Good	Livermore	Grafton	813
			218	114.00	88.00	62.00	County	<input type="checkbox"/>	2014	Excellent	Sunapee	Sullivan	822
			211	134.00	58.00	75.00	County	<input checked="" type="checkbox"/>	2017	Good	Brookfield	Carroll	1019
			208	104.00	90.00	55.00	County	<input checked="" type="checkbox"/>	2016	Excellent	North Sandwich	Carroll	907
			200	105.00	80.00	58.00	County	<input type="checkbox"/>	2017	Good	Northwood	Rockingham	1009
Boxelder													
N/A	<i>Acer negundo</i>	312											
			115	56.00	48.00	44.00	State	<input type="checkbox"/>	2007	Good	Durham	Strafford	430
Butternut													
N/A	<i>Juglans cinerea</i>	355											
			319	217.00	73.00	114.00	State	<input type="checkbox"/>	2011	Fair	Rochester	Strafford	74
			280	198.00	64.00	72.00	County	<input checked="" type="checkbox"/>	2012	Fair	Loudon	Merrimack	73
			273	163.00	90.00	81.00	County	<input checked="" type="checkbox"/>	2017	Excellent	Concord	Merrimack	1011
			256	132.00	109.00	59.00	County	<input type="checkbox"/>	2011	Fair	Sandwich	Carroll	75
			229	163.00	48.00	70.00	County	<input type="checkbox"/>	2012	Excellent	Laconia	Belknap	76
			221	114.00	93.00	56.00	County	<input type="checkbox"/>	2011	Excellent	Keene	Cheshire	667
			193	104.00	74.00	59.00	County	<input type="checkbox"/>	2011	Good	Shelburne	Coos	575
			177	98.00	65.00	54.00	County	<input type="checkbox"/>	2010	Excellent	Manchester	Hillsborough	554
Catalpa													
Northern	<i>Catalpa speciosa</i>	401											
			267	190.00	62.00	60.00	State	<input type="checkbox"/>	2015	Good	Epsom	Merrimack	861

				253	160.00	78.00	61.00	County	<input type="checkbox"/>	2005	Excellent	Plaistow	Rockingham	356
				243	151.00	77.00	60.00	County	<input type="checkbox"/>	1990	Good	Lakeport	Belknap	81
				240	160.00	62.00	72.00	County	<input type="checkbox"/>	2014	Excellent	Dover	Strafford	521
				235	156.00	70.00	34.00	County	<input type="checkbox"/>	2017	Good	Lyndeborough	Hillsborough	549
				153	89.00	53.00	43.00	County	<input type="checkbox"/>	2010	Good	Wolfeboro	Carroll	553
Cherry														
Black	<i>Prunus serotina</i>		338											
				269	168.00	83.00	71.00	State	<input type="checkbox"/>	2015	Good	Newington	Rockingham	869
				256	153.00	87.00	64.00	County	<input type="checkbox"/>	2006	Excellent	Walpole	Cheshire	87
				242	159.00	66.00	69.00	County	<input type="checkbox"/>	2012	Good	Concord	Merrimack	88
				202	79.00	110.00	52.00	County	<input checked="" type="checkbox"/>	2011	Excellent	Amherst	Hillsborough	604
				198	79.00	110.00	36.00	County	<input type="checkbox"/>	2017	Excellent	Barrington	Strafford	1007
				197	104.00	80.00	53.00	County	<input checked="" type="checkbox"/>	2016	Excellent	Bedford	Hillsborough	893
				178	109.00	58.00	44.00	County	<input type="checkbox"/>	2012	Good	Albany	Carroll	674
				156	74.00	70.00	46.00	County	<input type="checkbox"/>	2011	Excellent	Colebrook	Coos	581
Pin	<i>Prunus pensylvanica</i>		157											
				134	58.00	64.00	46.00	State	<input type="checkbox"/>	2017	Fair	Rye	Rockingham	984
				102	49.00	45.00	33.00	State	<input type="checkbox"/>	2013	Good	Durham	Strafford	795
				81	27.00	51.00	12.00	County	<input type="checkbox"/>	2014	Good	Effingham	Carroll	825
Chestnut														
American	<i>Castanea dentata</i>		343											
				123	62.00	60.00	3.00	County	<input type="checkbox"/>	2013	Poor	Hillsboro	Hillsborough	98

			119	50.00	60.00	35.00	County	<input type="checkbox"/>	2014	Good	Eaton	Carroll	833
			105	33.00	65.00	27.00	County	<input type="checkbox"/>	2009	Good	Walpole	Cheshire	533
			75	33.00	34.00	31.00	County	<input type="checkbox"/>	2011	Excellent	Lancaster	Coos	620
Coffeetree													
Kentucky	<i>Gymnocladus dioicus</i>	311											
			212	105.00	91.00	64.50	State	<input type="checkbox"/>	2016	Fair	Hanover	Grafton	930
			133	56.00	57.00	80.00	County	<input type="checkbox"/>	2007	Excellent	Durham	Strafford	99
			124	52.00	62.00	38.00	County	<input type="checkbox"/>	2007	Excellent	Stratham	Rockingham	466
Cottonwood													
Black	<i>Populus balsamifera ssp. Trichocarpa</i>	525											
			318	187.00	115.00	65.00	State	<input type="checkbox"/>	2012	Poor	Gilford	Belknap	100
Eastern	<i>Populus deltoides ssp. Deltoides</i>	565											
			401	263.00	117.00	85.00	State	<input type="checkbox"/>	2013	Good	Sugar Hill	Grafton	786
			290	197.00	79.00	56.00	County	<input type="checkbox"/>	2011	Good	Berlin	Coos	106
			265	138.00	114.00	50.00	County	<input type="checkbox"/>	2005	Fair	Manchester	Hillsborough	378
			265	144.00	103.00	72.00	County	<input checked="" type="checkbox"/>	2013	Excellent	Center Ossipee	Carroll	775
			263	144.00	103.00	64.00	County	<input checked="" type="checkbox"/>	2012	Fair	Gilford	Belknap	668
			263	161.00	86.00	64.00	County	<input checked="" type="checkbox"/>	2017	Fair	Moultonborough	Carroll	1000
			256	149.00	90.00	66.00	County	<input checked="" type="checkbox"/>	2016	Fair	Gilford	Belknap	880
			250	128.00	108.00	55.00	County	<input type="checkbox"/>	2012	Good	Epsom	Merrimack	734
Dogwood													
Flowering	<i>Cornus florida</i>	174											

			125	40.00	78.00	28.00	State		2008	Excellent	Concord	Merrimack	485
			65	39.00	20.00	25.50	County		2017	Excellent	Nashua	Hillsborough	972
Douglas-Fir													
Coast (typ.)	<i>Pseudotsuga menziesii</i>	808											
			219	105.00	102.00	48.00	State		2013	Excellent	Wolfeboro	Carroll	782
			209	88.00	113.00	31.00	County		2013	Excellent	Hillsborough	Hillsborough	757
			202	87.00	106.00	36.00	County		2013	Good	Portsmouth	Rockingham	776
			196	87.00	102.00	27.00	County		2009	Excellent	Northwood	Rockingham	121
			152	73.00	72.00	28.00	County		2012	Good	Laconia	Belknap	119
			102	48.00	48.00	24.00	County		2011	Excellent	Berlin	Coos	122
Elm													
American	<i>Ulmus americana</i>	455											
			321	183.00	114.00	94.00	State		2014	Excellent	W. Franklin	Merrimack	805
			258	151.00	88.00	76.00	County		2013	Good	Newport	Sullivan	778
			250	138.00	91.00	82.00	County		2013	Fair	Madbury	Strafford	756
			247	153.00	70.00	95.00	County		2013	Excellent	Antrim	Hillsborough	427
			218	132.00	74.00	49.00	County		2011	Fair	Ossipee	Carroll	622
			215	123.00	74.00	72.00	County		2017	Excellent	Portsmouth	Rockingham	411
Siberian	<i>Ulmus pumila</i>	398											
			240	112.00	115.00	51.00	State		2013	Excellent	Manchester	Hillsborough	762
			233	132.00	85.00	64.00	County		2009	Excellent	Concord	Merrimack	524
			209	129.00	65.00	60.00	County		2012	Excellent	Wolfeboro	Carroll	707

			162	86.00	59.00	66.00	County	<input type="checkbox"/>	2007	Excellent	Portsmouth	Rockingham	465
Slippery	<i>Ulmus rubra</i>	393											
			223	125.00	81.00	66.00	State	<input type="checkbox"/>	2009	Good	Concord	Merrimack	525
			177	58.00	108.00	42.00	County	<input type="checkbox"/>	2006	Excellent	Walpole	Cheshire	415
Fir													
Balsam	<i>Abies balsamea</i>	277											
			164	80.00	75.00	34.00	State	<input checked="" type="checkbox"/>	2012	Excellent	Effingham	Carroll	661
			160	58.00	97.00	21.00	State	<input checked="" type="checkbox"/>	2012	Excellent	Berlin	Coos	708
			156	63.00	85.00	30.00	County	<input checked="" type="checkbox"/>	2012	Fair	Stewartstown	Coos	724
			141	52.00	82.00	26.00	County	<input type="checkbox"/>	2017	Fair	Bradford	Merrimack	987
			113	56.00	51.00	23.00	County	<input type="checkbox"/>	2013	Good	Strafford	Strafford	789
Rocky Mtn White	<i>Abies concolor</i>	359											
			290	169.00	110.00	42.00	State	<input type="checkbox"/>	2008	Excellent	Portsmouth	Rockingham	123
			275	169.00	90.00	62.00	County	<input type="checkbox"/>	2016	Excellent	Concord	Merrimack	934
Hackberry													
Common	<i>Celtis occidentalis</i>	378											
			216	115.00	80.00	84.00	State	<input checked="" type="checkbox"/>	2017	Fair	Hanover	Grafton	978
			213	98.00	98.00	68.00	State	<input checked="" type="checkbox"/>	2007	Excellent	Walpole	Cheshire	458
Hemlock													
Eastern	<i>Tsuga canadensis</i>	362											
			280	155.00	111.00	55.00	State	<input type="checkbox"/>	2012	Excellent	Brookfield	Carroll	809
			264	162.00	93.00	34.00	County	<input type="checkbox"/>	2014	Good	Northwood	Rockingham	832
			261	162.00	88.00	43.00	County	<input type="checkbox"/>	2015	Good	Loudon	Merrimack	849

			260	152.00	97.00	44.00	County	<input type="checkbox"/>	2018	Excellent	Holderness	Grafton	132
			226	118.00	96.00	48.00	County	<input type="checkbox"/>	2012	Good	Hollis	Hillsborough	128
			219	122.00	87.00	39.00	County	<input checked="" type="checkbox"/>	2012	Excellent	Randolph	Coos	738
			218	110.00	97.00	42.00	County	<input checked="" type="checkbox"/>	2011	Excellent	Randolph	Coos	596
			208	107.00	91.00	40.00	County	<input checked="" type="checkbox"/>	2013	Excellent	Barrington	Strafford	798
			207	103.00	92.00	47.00	County	<input checked="" type="checkbox"/>	2015	Excellent	Barrington	Strafford	866
			194	91.00	93.00	41.00	County	<input type="checkbox"/>	2013	Excellent	Croydon	Sullivan	770
Hickory													
Bitternut	<i>Carya cordiformis</i>	345											
			218	88.00	118.00	49.00	State	<input checked="" type="checkbox"/>	2017	Excellent	Lyme	Grafton	136
			212	100.00	92.00	81.00	State	<input checked="" type="checkbox"/>	2013	Excellent	Charlestown	Sullivan	760
Mockernut	<i>Carya tomentosa</i>	330											
			194	85.00	95.00	57.00	State	<input type="checkbox"/>	2013	Good	Concord	Merrimack	137
Pignut	<i>Carya glabra</i>	355											
			236	116.00	100.00	78.00	State	<input checked="" type="checkbox"/>	2008	Excellent	Walpole	Cheshire	476
			234	105.00	109.00	80.00	State	<input checked="" type="checkbox"/>	2006	Excellent	Walpole	Cheshire	395
			229	122.00	95.00	48.00	State	<input checked="" type="checkbox"/>	2009	Excellent	Amherst	Hillsborough	531
			218	80.00	125.00	50.00	County	<input type="checkbox"/>	2012	Excellent	Hollis	Hillsborough	138
			214	99.00	103.00	46.00	County	<input type="checkbox"/>	2008	Good	E. Kingston	Rockingham	493
			212	89.00	108.00	61.00	County	<input type="checkbox"/>	2008	Excellent	Canterbury	Merrimack	481
			199	93.00	89.00	68.00	County	<input type="checkbox"/>	2010	Excellent	Claremont	Sullivan	568
Shagbark, Common	<i>Carya ovata</i>	309											

275	143.00	115.00	69.00	State	<input type="checkbox"/>	2008	Excellent	Merrimack	Hillsborough	496
254	144.00	88.00	88.00	County	<input type="checkbox"/>	2010	Excellent	Claremont	Sullivan	534
236	134.00	90.00	49.00	County	<input checked="" type="checkbox"/>	2014	Excellent	Barrington	Strafford	141
236	124.00	93.00	77.00	County	<input checked="" type="checkbox"/>	2012	Excellent	Durham	Strafford	670
222	115.00	93.00	57.00	County	<input checked="" type="checkbox"/>	2014	Good	Epping	Rockingham	835
219	119.00	83.00	67.00	County	<input checked="" type="checkbox"/>	2015	Excellent	Newfields	Rockingham	974
218	122.00	87.00	35.00	County	<input checked="" type="checkbox"/>	2011	Poor	Newington	Rockingham	143
210	113.00	79.00	71.00	County	<input type="checkbox"/>	2012	Good	Concord	Merrimack	145
198	101.00	80.00	66.00	County	<input type="checkbox"/>	2017	Excellent	Moultonborough	Carroll	1004
194	109.00	71.00	56.00	County	<input type="checkbox"/>	2012	Excellent	Winchester	Cheshire	144

Honeylocust

N/A

Gleditsia triacanthos

384

235	139.00	80.00	64.00	State	<input checked="" type="checkbox"/>	2013	Excellent	Northwood	Rockingham	784
233	127.00	84.00	87.00	State	<input checked="" type="checkbox"/>	2016	Excellent	Bradford	Merrimack	936
231	120.00	90.00	82.00	State	<input checked="" type="checkbox"/>	2008	Excellent	Concord	Merrimack	491
228	126.00	85.00	68.00	State	<input checked="" type="checkbox"/>	2007	Excellent	Strafford	Strafford	424

Hophornbeam

Eastern

Ostrya virginiana


















210

171	78.00	82.00	43.00	State	<input checked="" type="checkbox"/>	2011	Good	Rye	Rockingham	155
166	89.00	65.00	46.00	State	<input checked="" type="checkbox"/>	1993	Excellent	Orford	Grafton	150
164	102.00	50.00	49.00	County	<input type="checkbox"/>	2009	Good	Roxbury	Cheshire	513
148	63.00	75.00	40.00	County	<input type="checkbox"/>	2012	Good	Pembroke	Merrimack	642

				147	69.00	70.00	33.00	County	<input type="checkbox"/>	2014	Fair	Strafford	Strafford	153
				146	84.00	54.00	32.00	County	<input type="checkbox"/>	2011	Poor	Jefferson	Coos	151
				116	51.00	53.00	49.00	County	<input type="checkbox"/>	2013	Excellent	Tuftonborough	Carroll	749
				114	54.00	50.00	39.00	County	<input type="checkbox"/>	2012	Good	Hollis	Hillsborough	154
Hornbeam														
American	<i>Carpinus caroliniana</i>		235											
				94	52.00	32.00	40.00	State	<input type="checkbox"/>	2016	Excellent	Durham	Strafford	929
				87	42.00	35.00	38.00	County	<input type="checkbox"/>	2010	Excellent	Keene	Cheshire	563
				86	38.00	38.00	38.00	County	<input type="checkbox"/>	2014	Good	Epping	Rockingham	836
				62	26.00	29.00	26.00	County	<input type="checkbox"/>	2012	Good	Concord	Merrimack	637
				49	18.00	25.00	24.00	County	<input type="checkbox"/>	2011	Good	Amherst	Hillsborough	632
Horsechestnut														
N/A	<i>Aesculus hippocastanum</i>		0											
				290	204.00	66.00	78.50	National	<input type="checkbox"/>	2017	Good	Portsmouth	Rockingham	325
				201	101.00	90.00	40.00	County	<input type="checkbox"/>	1986	Good	Keene	Cheshire	327
				189	111.00	63.00	58.00	County	<input type="checkbox"/>	2013	Fair	Brookfield	Carroll	745
				187	115.00	62.00	41.00	County	<input type="checkbox"/>	2017	Poor	Barrington	Strafford	1006
				181	102.00	65.00	56.00	County	<input type="checkbox"/>	2016	Good	Epsom	Merrimack	884
Larch														
European	<i>Larix decidua</i>		294											
				215	79.00	129.00	26.00	State	<input checked="" type="checkbox"/>	2009	Excellent	Boscawen	Merrimack	523
				212	119.00	79.00	56.00	State	<input checked="" type="checkbox"/>	2013	Fair	Nashua	Hillsborough	763
				181	90.00	78.00	50.00	County	<input type="checkbox"/>	2016	Excellent	Durham	Strafford	888

			143	61.00	76.00	23.00	County	<input type="checkbox"/>	2011	Excellent	Jefferson	Coos	577
Locust													
Black	<i>Robinia pseudoacacia</i>	443											
			300	188.00	98.00	54.00	State	<input type="checkbox"/>	2006	Good	Walpole	Cheshire	160
			291	195.00	86.00	38.00	County	<input type="checkbox"/>	2010	Poor	Barrington	Strafford	161
			289	173.00	98.00	72.00	County	<input type="checkbox"/>	2013	Excellent	Tamworth	Carroll	780
			272	153.00	104.00	60.00	County	<input type="checkbox"/>	2013	Excellent	Lyndeborough	Hillsborough	771
			229	136.00	80.00	51.00	County	<input checked="" type="checkbox"/>	2011	Good	Plymouth	Grafton	597
			227	130.00	84.00	53.00	County	<input checked="" type="checkbox"/>	2011	Good	Plymouth	Grafton	598
			226	128.00	84.00	57.00	County	<input type="checkbox"/>	2015	Good	Lempster	Sullivan	851
			206	122.00	75.00	34.00	County	<input type="checkbox"/>	2016	Fair	Bradford	Merrimack	956
			205	111.00	77.00	67.00	County	<input type="checkbox"/>	2015	Fair	Newington	Rockingham	868
Magnolia													
Cucumbertree	<i>Magnolia acuminata</i>	415											
			247	123.00	111.00	53.00	State	<input type="checkbox"/>	2005	Excellent	Salem	Rockingham	381
			225	155.00	65.00	18.00	County	<input type="checkbox"/>	2014	Excellent	Hollis	Hillsborough	405
			201	119.00	65.00	69.00	County	<input type="checkbox"/>	2015	Excellent	Ossipee	Carroll	847
Maple													
Norway	<i>Acer platanoides</i>	340											
			240	154.00	68.00	73.00	State	<input type="checkbox"/>	2012	Good	Concord	Merrimack	167
			199	139.00	45.00	59.00	County	<input type="checkbox"/>	2011	Good	Jefferson	Coos	599
			198	123.00	64.00	44.00	County	<input type="checkbox"/>	2011	Good	Durham	Strafford	168
			189	113.00	61.00	61.00	County	<input type="checkbox"/>	2008	Excellent	Jaffrey	Cheshire	480

















Red	<i>Acer rubrum</i>	382												
			241	162.00	66.00	53.00	State	<input checked="" type="checkbox"/>	2013	Good	Portsmouth	Rockingham	796	
			236	121.00	99.00	65.00	State	<input checked="" type="checkbox"/>	2016	Good	Croydon	Sullivan	913	
			235	144.00	74.00	68.25	State	<input checked="" type="checkbox"/>	2017	Good	Brentwood	Rockingham	362	
			220	159.00	47.00	54.00	County	<input type="checkbox"/>	2016	Good	Dover	Strafford	931	
			220	84.00	125.00	44.00	County	<input type="checkbox"/>	2012	Excellent	Wilton	Hillsborough	732	
			214	105.00	96.00	53.00	County	<input type="checkbox"/>	1983	Excellent	Plymouth	Grafton	172	
			205	96.00	98.00	42.00	County	<input type="checkbox"/>	2012	Fair	Effingham	Carroll	689	
			204	110.00	80.00	57.00	County	<input type="checkbox"/>	2013	Good	Randolph	Coos	735	
Silver	<i>Acer saccharinum</i>	441												
			402	288.00	90.00	95.00	State	<input type="checkbox"/>	2012	Good	Colebrook	Coos	695	
			392	242.00	124.00	104.00	County	<input type="checkbox"/>	2011	Good	Bartlett	Carroll	11	
			388	270.00	91.00	106.00	County	<input type="checkbox"/>	2014	Excellent	Manchester	Hillsborough	173	
			373	275.00	74.00	95.00	County	<input type="checkbox"/>	2012	Good	Allenstown	Merrimack	177	
			363	254.00	87.00	88.00	County	<input type="checkbox"/>	2010	Poor	Derry	Rockingham	540	
			340	224.00	87.00	117.00	County	<input type="checkbox"/>	2014	Excellent	Barrington	Strafford	803	
			328	209.00	97.00	87.00	County	<input type="checkbox"/>	2007	Fair	Westmoreland	Cheshire	468	
			313	201.00	91.00	85.00	County	<input type="checkbox"/>	2012	Good	Meredith	Belknap	685	
Striped	<i>Acer pensylvanicum</i>	159												
			88	24.00	58.00	22.00	State	<input checked="" type="checkbox"/>	2010	Excellent	Walpole	Cheshire	551	
			86	26.00	55.00	20.00	State	<input checked="" type="checkbox"/>	2017	Excellent	Washington	Sullivan	971	

			84	26.00	53.00	19.00	County		2016	Excellent	Bradford	Merrimack	937
			80	25.00	50.00	18.00	County		2012	Good	Eaton	Carroll	680
			76	22.00	50.00	15.00	County		2014	Excellent	Livermore	Grafton	812
			72	26.00	40.00	22.00	County		2012	Excellent	Berlin	Coos	711
Sugar	<i>Acer saccharum</i>	368											
			356	230.00	101.00	100.00	State		2014	Fair	Kensington	Rockingham	494
			315	221.00	78.00	63.00	County		2014	Fair	Strafford	Strafford	570
			314	197.00	96.00	84.00	County		2011	Good	Ctr Sandwich	Carroll	190
			309	197.00	91.00	83.00	County		2015	Good	Barnstead	Belknap	844
			309	220.00	72.00	68.00	County		2009	Excellent	Concord	Merrimack	512
			303	199.00	86.00	70.00	County		2016	Good	Lyndeborough	Hillsborough	475
			260	156.00	85.00	76.00	County		2014	Fair	Sunapee	Sullivan	815
			257	165.00	78.00	54.00	County		2011	Fair	Milan	Coos	189
			253	156.00	78.00	75.00	County		1990	Fair	Bristol	Grafton	188
Mountain-Ash													
American	<i>Sorbus americana</i>	143											
			143	70.00	61.00	46.00	National		2012	Fair	Stewartstown	Coos	723
			91	32.00	52.00	27.00	County		2016	Good	Springfield	Sullivan	927
Mulberry													
Red	<i>Morus rubra</i>	348											
			239	185.00	39.00	58.00	State		2012	Poor	Gilford	Belknap	444
			204	147.00	42.00	59.00	County		2011	Excellent	Rochester	Strafford	592
















			195	158.00	26.00	42.00	County	<input type="checkbox"/>	2012	Fair	Londonderry	Rockingham	193
			172	96.00	62.00	54.00	County	<input type="checkbox"/>	2009	Excellent	Concord	Merrimack	527
			130	84.00	34.00	46.00	County	<input type="checkbox"/>	2017	Good	Moultonborough	Carroll	1001
			122	86.00	28.00	31.00	County	<input type="checkbox"/>	2012	Poor	Mt Vernon	Hillsborough	15
White	<i>Morus alba</i>	367											
			145	82.00	52.00	44.00	State	<input type="checkbox"/>	2008	Fair	Warner	Merrimack	389
			114	77.00	31.00	23.00	County	<input type="checkbox"/>	2011	Fair	Somersworth	Strafford	196
Oak													
Black	<i>Quercus velutina</i>	447											
			276	175.00	77.00	95.00	State	<input type="checkbox"/>	2008	Excellent	Salisbury	Merrimack	506
			269	169.00	81.00	75.00	County	<input type="checkbox"/>	2012	Fair	Wilton	Hillsborough	678
			264	146.00	94.00	95.00	County	<input type="checkbox"/>	2006	Excellent	Walpole	Cheshire	199
			228	133.00	78.00	69.00	County	<input type="checkbox"/>	2017	Good	Greenland	Rockingham	1021
			209	107.00	84.00	71.00	County	<input checked="" type="checkbox"/>	2012	Excellent	Barrington	Strafford	712
			207	100.00	90.00	66.00	County	<input checked="" type="checkbox"/>	2009	Good	Barrington	Strafford	507
Bur	<i>Quercus macrocarpa</i>	426											
			164	84.00	67.00	50.00	State	<input type="checkbox"/>	2012	Excellent	Nashua	Hillsborough	200
Chestnut	<i>Quercus montana</i>	407											
			232	102.00	114.00	65.00	State	<input type="checkbox"/>	2006	Good	Walpole	Cheshire	394
			223	115.50	88.00	79.00	County	<input type="checkbox"/>	2017	Good	Bedford	Hillsborough	446
			181	65.00	105.00	43.90	County	<input type="checkbox"/>	2017	Excellent	Raymond	Rockingham	1010
			147	70.00	65.00	46.00	County	<input type="checkbox"/>	2012	Excellent	Barrington	Strafford	690
Eastern White	<i>Quercus alba</i>	451											
















328	244.00	63.00	84.00	State	<input type="checkbox"/>	2018	Poor	Laconia	Belknap	221
302	202.00	80.00	79.00	County	<input type="checkbox"/>	2013	Good	Winchester	Cheshire	761
301	203.00	72.00	103.00	County	<input type="checkbox"/>	2017	Good	Nashua	Hillsborough	223
294	192.00	78.00	94.00	County	<input type="checkbox"/>	2009	Excellent	Charlestown	Sullivan	519
292	165.00	106.00	84.00	County	<input checked="" type="checkbox"/>	2012	Good	Loudon	Merrimack	650
288	173.00	96.00	75.00	County	<input checked="" type="checkbox"/>	2012	Fair	Concord	Merrimack	541
286	187.00	84.00	61.00	County	<input type="checkbox"/>	2010	Good	Strafford	Strafford	566
281	193.00	67.00	85.00	County	<input checked="" type="checkbox"/>	2018	Excellent	Raymond	Rockingham	383
277	190.00	71.00	65.00	County	<input checked="" type="checkbox"/>	2011	Fair	Brentwood	Rockingham	449
269	175.00	69.00	101.00	County	<input type="checkbox"/>	2011	Good	Wolfeboro	Carroll	624
Northern Red <i>Quercus rubra</i> 537										
406	284.00	104.00	73.50	State	<input type="checkbox"/>	2008	Fair	Hillsboro	Hillsborough	498
357	270.00	61.00	104.00	County	<input type="checkbox"/>	2009	Excellent	Charlestown	Sullivan	520
350	204.00	117.00	116.00	County	<input type="checkbox"/>	2010	Excellent	Exeter	Rockingham	555
330	196.00	114.00	80.00	County	<input type="checkbox"/>	2014	Good	Hanover	Grafton	804
319	229.00	68.00	89.00	County	<input type="checkbox"/>	2014	Excellent	Madbury	Strafford	516
318	201.00	97.00	80.00	County	<input checked="" type="checkbox"/>	2013	Excellent	Chesterfield	Cheshire	769
316	201.00	100.00	61.00	County	<input checked="" type="checkbox"/>	2006	Fair	Dublin	Cheshire	408
304	208.00	77.00	76.00	County	<input type="checkbox"/>	2011	Fair	Ossipee	Carroll	593
303	209.00	77.00	68.00	County	<input type="checkbox"/>	2015	Good	New Hampton	Belknap	447
298	205.00	75.00	73.00	County	<input checked="" type="checkbox"/>	1985	Good	South Sutton	Merrimack	212

			298	203.00	78.00	66.00	County	<input checked="" type="checkbox"/>	1985	Good	Andover	Merrimack	213
			288	182.00	91.00	59.00	County	<input checked="" type="checkbox"/>	2012	Good	Dalton	Coos	657
			285	191.00	77.00	66.00	County	<input checked="" type="checkbox"/>	2012	Good	Dalton	Coos	658
			271	162.00	90.00	76.00	County	<input type="checkbox"/>	2012	Excellent	Littleton	Grafton	315
Overcup	<i>Quercus lyrata</i>	448											
			218	115.00	86.00	69.00	State	<input type="checkbox"/>	2007	Excellent	Durham	Strafford	216
Pin	<i>Quercus palustris</i>	420											
			270	153.00	96.00	83.00	State	<input type="checkbox"/>	2006	Excellent	Exeter	Rockingham	218
			261	148.00	92.00	85.00	County	<input type="checkbox"/>	2013	Good	Concord	Merrimack	217
			227	122.00	85.00	78.00	County	<input type="checkbox"/>	2006	Good	Durham	Strafford	219
			224	107.00	104.00	52.00	County	<input type="checkbox"/>	2013	Excellent	Amherst	Hillsborough	764
Scarlet	<i>Quercus coccinea</i>	360											
			229	129.00	81.00	75.00	State	<input type="checkbox"/>	2011	Good	Whitefield	Coos	448
			208	96.00	98.00	54.00	County	<input type="checkbox"/>	2017	Excellent	Amherst	Hillsborough	370
			186	111.00	61.00	56.00	County	<input type="checkbox"/>	2007	Excellent	Durham	Strafford	220
			183	90.00	75.00	71.00	County	<input type="checkbox"/>	2013	Excellent	Freedom	Carroll	783
Swamp White	<i>Quercus bicolor</i>	394											
			278	192.00	67.00	75.00	State	<input type="checkbox"/>	2011	Excellent	East Swanzey	Cheshire	229
			253	166.00	70.00	68.00	County	<input type="checkbox"/>	2014	Good	Durham	Strafford	232
Willow	<i>Quercus phellos</i>	467											
			150	69.00	69.00	49.00	State	<input type="checkbox"/>	1996	Good	Atkinson	Rockingham	233
Osage-Orange	<i>Maclura pomifera</i>	431											

			203	131.00	58.00	56.00	State		2012	Good	Concord	Merrimack	234
Pear													
Common	<i>Pyrus communis</i>	253											
			149	79.00	59.00	43.00	State		2010	Good	Madbury	Strafford	236
			86	40.00	40.00	22.00	County		2010	Excellent	Walpole	Cheshire	569
Pine													
Austrian	<i>Pinus nigra</i>	248											
			158	69.00	81.00	33.00	State		2012	Excellent	Berlin	Coos	714
			133	69.00	56.00	32.00	County		2013	Fair	Durham	Strafford	333
Eastern White	<i>Pinus strobus</i>	414											
			341	179.00	150.50	47.00	State		2015	Good	Tamworth	Carroll	985
			336	208.00	108.00	78.00	County		2011	Fair	Pittsburg	Coos	244
			333	184.00	133.00	65.00	County		2014	Good	Weare	Hillsborough	853
			332	212.00	103.00	68.00	County		2011	Excellent	Bath	Grafton	243
			330	225.00	90.00	58.00	County		2012	Excellent	Milton	Strafford	665
			329	205.00	107.00	67.00	County		2011	Good	Epping	Rockingham	610
Jack	<i>Pinus banksiana</i>	136											
			136	58.00	70.00	32.00	State		2013	Excellent	Errol	Coos	788
			94	50.00	38.00	25.00	County		2017	Good	Waterville Valley	Grafton	246
			70	36.00	29.00	20.00	County		2016	Excellent	Albany	Carroll	899
Pitch	<i>Pinus rigida</i>	295											
			295	173.00	108.00	56.00	National		2012	Good	Newbury	Merrimack	247
			230	116.00	100.00	56.00	County		2011	Excellent	Ossipee	Carroll	630


















			190	87.00	93.00	38.00	County	<input type="checkbox"/>	2009	Excellent	Rumney	Grafton	529
			188	101.00	77.00	39.00	County	<input type="checkbox"/>	2016	Good	Exeter	Rockingham	938
			169	70.00	91.00	30.00	County	<input checked="" type="checkbox"/>	2011	Excellent	Strafford	Strafford	250
			168	75.00	87.00	23.00	County	<input checked="" type="checkbox"/>	2017	Poor	Barrington	Strafford	964
			158	73.00	77.00	30.00	County	<input type="checkbox"/>	2011	Excellent	Amherst	Hillsborough	603
Ponderosa, Rocky Mtn	<i>Pinus ponderosa var. scopulorum</i>	456											
			151	83.00	58.00	40.00	State	<input type="checkbox"/>	2012	Fair	Durham	Strafford	687
			109	46.00	58.00	20.00	County	<input type="checkbox"/>	2012	Excellent	Walpole	Cheshire	419
Red	<i>Pinus resinosa</i>	277											
			203	78.00	118.00	29.00	State	<input checked="" type="checkbox"/>	2006	Excellent	Walpole	Cheshire	253
			203	101.00	92.00	39.00	State	<input checked="" type="checkbox"/>	2011	Good	Ossipee	Carroll	252
			196	91.00	96.00	37.00	County	<input type="checkbox"/>	2009	Poor	West Epping	Rockingham	532
			194	43.00	145.00	22.00	County	<input type="checkbox"/>	2011	Excellent	Amherst	Hillsborough	605
			189	75.00	106.00	32.00	County	<input type="checkbox"/>	2010	Excellent	Strafford	Strafford	542
			180	87.00	85.00	33.00	County	<input type="checkbox"/>	2011	Fair	Shelburne	Coos	590
			172	90.00	75.00	28.00	County	<input type="checkbox"/>	2016	Good	Bradford	Merrimack	905
Scotch	<i>Pinus sylvestris</i>	254											
			204	110.00	84.00	38.00	State	<input type="checkbox"/>	2012	Excellent	Berlin	Coos	715
			182	98.00	72.00	48.00	County	<input type="checkbox"/>	2006	Fair	Rochester	Strafford	257
			173	73.00	91.00	35.00	County	<input type="checkbox"/>	2012	Excellent	Ossipee	Carroll	638
			166	64.00	93.00	36.00	County	<input type="checkbox"/>	2013	Excellent	Deering	Hillsborough	753

			164	67.00	87.00	39.00	County		2011	Excellent	Candia	Rockingham	258
Poplar													
Balsam	<i>Populus balsamifera</i>	421											
			341	189.00	134.00	73.00	State		2007	Excellent	Westmoreland	Cheshire	452
			185	110.00	65.00	38.00	County		2011	Good	Colebrook	Coos	259
White	<i>Populus alba</i>	289											
			266	177.00	70.00	74.00	State		2013	Good	Lyme	Grafton	750
			156	92.00	51.00	50.00	County		2013	Fair	Jefferson	Coos	744
Redcedar													
Eastern	<i>Juniperus virginiana</i>	310											
			189	108.00	68.00	51.00	State		2009	Excellent	Dublin	Cheshire	508
			170	102.00	56.00	49.00	County		2018	Good	Sandown	Rockingham	262
			161	106.00	46.00	34.00	County		2008	Good	Canterbury	Merrimack	482
			152	81.00	58.00	50.00	County		2016	Excellent	Merrimack	Hillsborough	433
			91	45.00	40.00	22.00	County		2012	Good	Whitefield	Coos	704
Sassafras													
N/A	<i>Sassafras albidum</i>	350											
			157	79.00	71.00	29.00	State		2013	Excellent	Hollis	Hillsborough	385
			152	103.00	45.00	20.00	County		2009	Poor	Rochester	Strafford	263
			130	74.00	50.00	24.00	County		2008	Good	Canterbury	Merrimack	483
Serviceberry													
Allegheny	<i>Amelanchier laevis</i>	225											
			105	32.00	67.00	24.00	State		2011	Excellent	Randolph	Coos	583
			75	27.00	42.00	24.00	County		2017	Excellent	Hart's	Carroll	988

Downy	<i>Amelanchier arborea</i>	181													
			116	31.00	78.00	29.00	State		2008	Excellent	Milford	Hillsborough	474		
			98	41.00	51.00	24.00	County		2011	Excellent	Walpole	Cheshire	595		
			80	27.00	47.00	22.00	County		2012	Good	Concord	Merrimack	694		
			64	30.00	28.00	24.00	County		1993	Excellent	Plymouth	Grafton	266		
Silverbell															
Carolina	<i>Halesia carolina</i>	214													
			214	129.00	68.00	66.00	State		2013	Excellent	Roxbury	Cheshire	267		
			87	43.00	35.00	36.00	County		2008	Excellent	Canterbury	Merrimack	469		
Smoketree															
American	<i>Cotinus obovatus</i>	195													
			155	96.00	50.00	34.00	State		2012	Excellent	Concord	Merrimack	268		
Spruce															
Black	<i>Picea mariana</i>	172													
			146	56.00	83.00	29.00	State		2017	Excellent	Bradford	Merrimack	991		
			124	51.00	66.00	28.00	County		2011	Excellent	Jefferson	Coos	572		
			109	41.00	65.00	11.00	County		2016	Fair	Barrington	Strafford	945		
			80	28.00	48.00	14.00	County		2013	Excellent	Effingham	Carroll	797		
			49	16.00	30.00	10.00	County		2013	Good	Amherst	Hillsborough	741		
Blue	<i>Picea pungens</i>	331													
			202	109.00	84.00	34.00	State		2011	Excellent	North Conway	Carroll	616		
			129	50.00	74.00	18.00	County		2012	Good	Berlin	Coos	718		
Norway	<i>Picea abies</i>	357													
			313	207.00	90.00	64.00	State		2013	Good	Newport	Sullivan	793		

275	163.00	97.00	61.00	County	<input type="checkbox"/>	2015	Good	Intervale	Carroll	862
273	148.00	112.00	50.50	County	<input type="checkbox"/>	2016	Good	Derry	Rockingham	911
265	169.00	82.00	56.00	County	<input checked="" type="checkbox"/>	2008	Excellent	Concord	Merrimack	489
263	157.00	92.00	57.00	County	<input checked="" type="checkbox"/>	2005	Excellent	Concord	Merrimack	374
255	143.00	99.00	52.50	County	<input checked="" type="checkbox"/>	2016	Excellent	Amherst	Hillsborough	946
252	132.00	107.00	52.00	County	<input checked="" type="checkbox"/>	2005	Good	Goffstown	Hillsborough	373
220	137.00	68.00	58.00	County	<input type="checkbox"/>	2015	Excellent	Whitefield	Coos	856
213	103.00	98.00	46.00	County	<input type="checkbox"/>	2017	Good	Barrington	Strafford	955
212	121.00	77.00	56.00	County	<input type="checkbox"/>	2018	Excellent	Bristol	Grafton	1023
187	98.00	78.00	44.00	County	<input type="checkbox"/>	2006	Excellent	Walpole	Cheshire	398
180	93.00	77.00	39.00	County	<input type="checkbox"/>	2012	Excellent	Laconia	Belknap	653
Red <i>Picea rubens</i> 305										
191	96.00	86.00	36.00	State	<input type="checkbox"/>	2012	Excellent	Randolph	Coos	359
168	79.00	80.00	36.00	County	<input type="checkbox"/>	2016	Excellent	Bradford	Merrimack	906
146	75.00	61.00	39.00	County	<input type="checkbox"/>	2018	Excellent	Alexandria	Grafton	882
137	77.00	52.00	32.00	County	<input type="checkbox"/>	2012	Excellent	Effingham	Carroll	675
128	54.00	67.00	29.00	County	<input type="checkbox"/>	2014	Excellent	Temple	Hillsborough	814
White <i>Picea glauca</i> 287										
211	105.00	96.00	41.00	State	<input type="checkbox"/>	2016	Excellent	Whitefield	Coos	589
169	79.00	83.00	29.00	County	<input type="checkbox"/>	2014	Excellent	Nashua	Hillsborough	819
168	81.00	76.00	44.00	County	<input type="checkbox"/>	2013	Good	Tamworth	Carroll	767

			155	68.00	81.00	24.00	County	<input type="checkbox"/>	2012	Good	Epsom	Merrimack	649
Sumac													
Staghorn	<i>Rhus typhina</i>	78											
			54	21.00	27.00	22.00	State	<input type="checkbox"/>	2016	Good	Hollis	Hillsborough	895
			37	16.96	18.00	8.10	County	<input type="checkbox"/>	2016	Fair	Lancaster	Coos	933
Sycamore													
American	<i>Platanus occidentalis</i>	505											
			345	209.00	106.00	119.00	State	<input type="checkbox"/>	2012	Fair	Concord	Merrimack	279
			339	202.00	113.00	94.00	County	<input type="checkbox"/>	2006	Excellent	Walpole	Cheshire	280
			319	187.00	115.00	67.00	County	<input type="checkbox"/>	2014	Good	Charlestown	Sullivan	807
			310	183.00	103.00	96.00	County	<input type="checkbox"/>	2016	Excellent	Merrimack	Hillsborough	434
			296	176.00	99.00	82.00	County	<input type="checkbox"/>	2010	Excellent	Plaistow	Rockingham	281
			252	139.00	98.00	60.00	County	<input type="checkbox"/>	2005	Excellent	Dover	Strafford	349
			212	114.00	84.00	54.00	County	<input type="checkbox"/>	2013	Excellent	Moultonborough	Carroll	746
Tamarack													
N/A	<i>Larix laricina</i>	219											
			212	118.00	82.00	46.00	State	<input type="checkbox"/>	2015	Excellent	Tamworth	Carroll	864
			194	102.00	80.00	48.00	County	<input type="checkbox"/>	2009	Good	Concord	Merrimack	284
			166	79.00	74.00	53.00	County	<input checked="" type="checkbox"/>	2013	Good	Jefferson	Coos	759
			165	72.00	83.00	41.00	County	<input checked="" type="checkbox"/>	2012	Excellent	Cambridge	Coos	729
			153	59.00	87.00	26.00	County	<input type="checkbox"/>	2009	Excellent	Rumney	Grafton	530
			132	69.00	54.00	37.00	County	<input type="checkbox"/>	2012	Excellent	Walpole	Cheshire	662
			112	51.00	53.00	31.00	County	<input type="checkbox"/>	2013	Excellent	Nashua	Hillsborough	742

Tupelo																
Black	<i>Nyssa sylvatica</i>	348														
		236	132.00	89.00	58.00	State		2011	Good	Epping	Rockingham	618				
		203	99.00	89.38	58.40	County		2016	Excellent	Bedford	Hillsborough	896				
		195	100.00	81.00	57.00	County		2013	Good	Sandwich	Carroll	747				
		193	96.00	84.00	51.00	County		2015	Excellent	Barrington	Strafford	876				
		186	111.00	64.00	45.00	County		2010	Fair	Dunbarton	Merrimack	288				
		163	77.00	78.00	31.00	County		2008	Good	Winchester	Cheshire	500				
		162	84.00	66.00	46.00	County		2013	Excellent	Meredith	Belknap	291				
Walnut																
Black	<i>Juglans nigra</i>	0														
		308	178.00	110.00	81.00	State		2009	Good	Hopkinton	Merrimack	515				
		288	170.00	95.00	90.00	County		2013	Excellent	Peterborough	Hillsborough	292				
		270	162.00	83.00	100.00	County		2012	Good	Deerfield	Rockingham	691				
		247	124.00	106.00	69.00	County		2010	Excellent	Langdon	Sullivan	295				
		223	123.00	78.00	86.00	County		2006	Excellent	Walpole	Cheshire	397				
		218	117.00	80.00	85.00	County		2009	Good	Barrington	Strafford	296				
		186	111.00	56.00	76.00	County		2013	Good	Sandwich	Carroll	810				
		184	94.00	70.00	80.00	County		2016	Excellent	Laconia	Belknap	925				
		170	97.00	61.00	47.00	County		2011	Good	Lancaster	Coos	578				
White-Cedar																
Atlantic	<i>Chamaecyparis thyoides</i>	304														
		157	76.00	76.00	21.00	State		2013	Excellent	Barrington	Strafford	751				

			151	73.00	73.00	20.00	County	<input type="checkbox"/>	2012	Good	Kingston	Rockingham	743
			141	67.00	70.00	15.00	County	<input type="checkbox"/>	2013	Excellent	Bradford	Merrimack	779
			126	54.00	68.00	15.00	County	<input type="checkbox"/>	2014	Excellent	Goffstown	Hillsborough	811
Northern	<i>Thuja occidentalis</i>	342											
			225	129.00	89.00	28.00	State	<input checked="" type="checkbox"/>	2012	Good	Clarksville	Coos	390
			222	132.00	83.00	29.00	State	<input checked="" type="checkbox"/>	2012	Good	Clarksville	Coos	388
			190	126.00	55.00	34.00	County	<input type="checkbox"/>	2012	Excellent	Tuftonboro	Carroll	740
			182	106.00	66.00	41.00	County	<input type="checkbox"/>	2014	Good	Concord	Merrimack	834
			172	108.00	54.00	39.50	County	<input type="checkbox"/>	2018	Good	Raymond	Rockingham	1016
Willow													
Crack	<i>Salix fragilis</i>	461											
			245	175.00	58.00	47.00	State	<input type="checkbox"/>	2012	Poor	Portsmouth	Rockingham	730
			211	137.00	62.00	47.00	County	<input type="checkbox"/>	2016	Fair	Barrington	Strafford	918
Weeping	<i>Salix babylonica</i>	412											
			324	230.00	73.00	85.00	State	<input type="checkbox"/>	2017	Good	Pelham	Hillsborough	382
			290	185.00	86.00	76.00	County	<input type="checkbox"/>	2006	Good	Walpole	Cheshire	416
			270	174.00	80.00	64.00	County	<input type="checkbox"/>	2013	Good	Sanbornton	Belknap	768
			255	164.00	73.00	73.00	County	<input type="checkbox"/>	2012	Good	Loudon	Merrimack	639
			248	155.00	73.00	79.00	County	<input type="checkbox"/>	2011	Good	Sanbornville	Carroll	623
Witch-Hazel													
N/A	<i>Hamamelis virginiana</i>	74											
			47	6.00	39.00	6.00	State	<input type="checkbox"/>	2015	Excellent	Barrington	Strafford	859
			40	9.00	27.00	17.00	County	<input type="checkbox"/>	2012	Excellent	Northwood	Rockingham	736

Yellow-Poplar**Tuliptree***Liriodendron tulipifera***511**

324	187.00	116.00	83.00	State		2006	Excellent	Exeter	Rockingham	10
286	165.00	106.00	61.00	County		2014	Fair	Manchester	Hillsborough	477
283	149.00	120.00	56.00	County		2009	Excellent	Dover	Strafford	518
274	138.00	116.00	79.00	County		2012	Good	Concord	Merrimack	647
147	74.00	63.00	41.00	County		2011	Good	Freedom	Carroll	619

Yellowwood**N/A***Cladrastis kentukea***321**

249	144.00	70.00	138.00	State		2007	Good	Wilton	Hillsborough	306
209	142.00	52.00	58.00	County		2012	Poor	Concord	Merrimack	303