


































# Growth Stages In Fruit Trees From Dormancy To Bloom

<i>Apple</i>	<i>Pear</i>	<i>Peach</i>	<i>Plum</i>	<i>Cherry</i>
 Dormant	 Dormant	 Dormant	 Dormant	 Dormant
 Silver Tip	 Swollen Bud	 Swollen Bud	 Swollen Bud	 Swollen Bud
 Green Tip	 Bud Burst	 Bud Burst	 Bud Burst	 Bud Burst
 Half-Inch Green	 Green Cluster	 Half-Inch Green	 Green Cluster	 Early White Bud
 Tight Cluster	 White Bud (Popcorn)	 Pink	 Early White Bud	 White Bud
 Pre-Pink	 King Blossom Bloom	 Bloom	 White Bud	 Bloom
 Pink			 Bloom	
 King Blossom Bloom	<i>Graphics Reference: 1990 Spray Guide for Tree Fruits In Eastern Washington,</i>			