



**University of New Hampshire**  
Cooperative Extension



# **New Hampshire Guide to 4-H Dog Shows**



**UNH Cooperative Extension**  
4-H Youth and Family  
Moiles House  
180 Main Street  
Durham, NH 03824-2536

Visit our website: [extension.unh.edu](http://extension.unh.edu)

UNH Cooperative Extension is an equal opportunity educator and employer,  
UNH, U.S. Dept. of Agriculture and NH counties cooperating.

Revised: 01/2015

---

# NH Guide to 4-H Dog Shows

---

## Table of Contents

INTRODUCTION .....	1
FAMILY INFORMATION .....	2
Purpose of the 4-H Dog Project .....	2
4-H DOG SHOW GENERAL INFORMATION .....	2
Eligibility of Dog .....	3
Safety Guidelines for 4-H Dog Shows.....	3
Good Sportsmanship.....	3
Sportsmanship-Behavior.....	4
4-H Dog Show Requirements .....	4
4-H Dress Code.....	4
4-H Dog Show Participation .....	5
Educational Poster .....	5
Educational Display or Education Kennel Display.....	5
Things To Bring To The Fair .....	6
For You .....	6
For Your First Aid Kit .....	6
For Your Dog .....	6
For Your Tack Box.....	6
Conduct at the Show .....	7
Questions regarding Placements/Awards/Judging.....	8
List of NH 4-H Fairs.....	8
4-H Dog Clinics .....	8
DOG SHOW CLASSES AND EXPLANATIONS .....	8
Fitting and Showing .....	8
Fitting and Showing Guidelines: Pattern Explanation .....	9
Fitting and Showing Scorecard.....	13
Family Dog.....	15
Family Dog Evaluation.....	15
Obedience .....	17
Class Descriptions .....	18
Obedience Exercises .....	19
Obedience Titles .....	24
Dog Knowledge/Canine Challenge.....	26

# NH Guide to 4-H Dog Shows

---

General Knowledge/ Canine Challenge/ Dog Knowledge.....	26
Quiz .....	26
Overall 4-H Dog Program Scoring .....	26
GAME CLASSES.....	27
Egg and Spoon Contest .....	27
Musical Cardboard.....	27
Cracker Barrel Race.....	27
Obstacle Course .....	27
Agility Course .....	27
Trick Class.....	27
Costume Class .....	27
QUALIFICATIONS FOR EASTERN STATES EXPOSITION.....	28
PLANNING THE SHOW .....	28
CONDUCTING THE SHOW .....	30
Duties Of Show Officials.....	30
Judges.....	30
Stewards .....	31
Announcer.....	31
Chairman.....	31
Show Secretary .....	31
Dog Show Committees.....	31
REFERENCES FOR THE 4-H DOG PROGRAM.....	33
ATTACHMENTS.....	34

# NH Guide to 4-H Dog Shows

---

## INTRODUCTION

The primary purpose for writing this manual is to serve as a guide for 4-H Leaders and members of the 4-H Dog project in New Hampshire. We hope that the recommendations in this manual will be useful in giving guidance to all 4-H Dog Show workers, as well as exhibitors. Much of the text has been adapted from the Minnesota 4-H Leader's Guide as well as other states 4-H Dog Project guides and the New Hampshire 4-H Dog Curriculum Committee has reviewed this manual.

The secondary purpose for this guide is to assure uniformity in procedure and classes for 4-H Shows regardless of their location. This standardization of procedures should allow 4-H members to know what to expect regardless of the show in which they are participating.

Finally this manual may be used as a teaching tool for 4-H leaders as they help in preparing 4-H members to participate in competitive activities. This book can be a valuable tool in giving direction to educational programs carried on in 4-H Club meetings.

The 4-H Dog show is a high point of the year for many club members. Members who have spent months working their dog(s), perfecting skills in grooming, fitting and showing, and obedience training can put it to a test. A dog show provides an opportunity for a member to demonstrate what he has accomplished while learning how to do it even better. Friendly rivalry at club shows can provide an excellent opportunity to develop good sportsmanship. Also, a show is an especially good opportunity to show the public what is being accomplished in 4-H work.

The 4-H Dog project encourages young people to develop self-confidence, discipline, and a feeling of self-worth. The dog serves as a tool in the growth of each individual. The 4-H Dog show should complement the basic objective of 4-H work, the overall development of the boy or girl. Building self-esteem and self-confidence are key parts of this objective.

It is not important to the development of a boy or girl whether they train an All American Dog or a purebred. The 4-H Dog show should emphasize the accomplishments and abilities of the individual exhibitor rather than the ancestry of the dog. All phases of the show, Fitting and Showing, general dog knowledge, and the obedience competition can serve to demonstrate the skills of the 4-H member.

---

# NH Guide to 4-H Dog Shows

---

## FAMILY INFORMATION

### Purpose of the 4-H Dog Project

All 4-H projects are designed for youth to gain knowledge and practice skills that revolve around a topic of interest to them. In addition, the 4-H youth development program is designed so that youth:

- Develop and practice skills in goal setting, self-responsibility, teamwork and leadership.
- Develop communication skills and an appreciation for learning.
- Develop integrity, sportsmanship, decision-making ability and public presentation skills.
- Care about and serve others through work in their communities.
- Learn about major dog breeds and identify their characteristics.
- Demonstrate abilities in dog care, management, feeding, care, and handling, grooming and fitting.
- Understand the role of scientific research in dog husbandry.
- Explore career opportunities within the animal sciences, including dog care.

## 4-H DOG SHOW GENERAL INFORMATION

- 4-H dog shows are open to members who have enrolled in the 4-H Dog Care & Training project and who have enrolled their dogs by submitting Intent to Show forms to their County Cooperative Extension Office by **May 1 of the current year**.
- The members must do all grooming and training associated with their project animals. Members are responsible for 100 percent of the care, feeding and safety of their dogs while the dogs are on the show grounds. Parents or leaders are not allowed to assist with the preparation of the dog before the show. Adults are not allowed to enter the obedience ring or the show ring or direct from the sidelines during the show.
- It is the member's responsibility to read each 4-H Dog show fair booklet and know and follow each fair's specific rules and regulations.
- Owners enter dog in a 4-H Show at their own risk and agree to abide to the 4-H Rules and regulation. The owner has sole responsibility for the dog and is liable if the dog damages anyone or anything.
- Youth with special needs (physical, learning, etc.) may request special accommodations by indicating their need on the entry form. The show superintendent will work closely with the member's county/state 4-H office to ensure that proper arrangements are made. A member requiring assistance may receive help from another 4-H member. If another 4-H member isn't available an approved leader, instructor, or judge may be asked (respectively).
- Tags or licenses on collars and leads are not recommended while in the ring.
- Once a member moves up to a new class, he/she may not revert back to previous (lower level) class.
- Moderate practicing and warm up of dogs shall be permitted but not near the rings

---

# NH Guide to 4-H Dog Shows

---

## Eligibility of Dog

- A 4-H dog may be All American (mixed breed) or purebred.
- The dog must be at least six months old at the time of the show.
- A 4-H member must train his or her own dog(s). NO other person may train or show the dog from May 1<sup>st</sup> through Eastern States Exposition (ESE) 4-H Dog Show in the area the 4-H member is showing (i.e. Junior showmanship, obedience, rally obedience, and conformation).
- A wolf or wolf hybrid or coyote or coyote hybrid may not be shown in 4-H.
- No dog shall be eligible to compete with a physical condition that is detrimental to the health of the dog, including pregnancy or dogs that have recently whelped or are lactating.
- Dogs with disabilities, such as blindness and deafness are allowed to compete, provided that they have a letter from a veterinarian stating the disability and any permanent conditions which may be present and need to be taken into consideration in judging of the dog's general well-being (Such as a permanent limp).
- Dogs that are physically disabled and cannot jump the height required (open and utility obedience class) must require a veterinarian's letter. This letter must be updated yearly (current for each show season).
- Females in heat are **NOT** allowed on 4-H Dog show grounds or at 4-H Dog events.
- Only 4-H members/dogs actively exhibiting in a class are allowed in the show ring during a class. It is distracting to exhibitors when others enter the ring.
- Dogs that show signs of aggression toward humans or other dogs will not be allowed to participate in 4-H Dog Shows or events. The show superintendent or judge may ask an exhibitor to remove any dog from the grounds that shows aggression or menaces a person on the show grounds.
- **Prong/Pinch collars or electric collars WILL NOT be allowed in any class, at any 4-H show, or at any event.**

## Safety Guidelines for 4-H Dog Shows

While at a 4-H Dog Show, members must always maintain control of their dogs. They must keep their dogs leashed or crated when not showing and must not take their dogs outside of the immediate dog show area. Most fairs in New Hampshire do not allow dogs on their fairgrounds and it is important that 4-H dog exhibitors honor this rule by keeping their dogs contained in the proper area. In addition to being a good safety rule, crating dogs between classes gives the animals a rest period.

## Good Sportsmanship

As participants in the New Hampshire 4-H Dog Program, members represent 4-H to the public. We expect our members to act in a responsible, ethical, and sportsman-like manner at all times while participating in a 4-H event. We hold them responsible for reflecting the highest standards of honor and integrity and for promoting the 4-H program and dog project in a positive manner. In addition, older members are expected to model high standards of positive behavior to younger members.

---

# NH Guide to 4-H Dog Shows

---

## Sportsmanship-Behavior

- Drinking of alcoholic beverages or smoking at 4-H events is not allowed.
- All those attending a 4-H event (members, parents, guardians, guests) must follow the Code of Conduct set forth by those running the event.
- Members are expected to participate fully in the events for which they are taking part and must stay until the completion of the event.
- Anyone, preferably an adult, should step up in the event of an emergency (i.e. dog fight, loose dog).
- Adults are not allowed to handle or groom dogs while at a 4-H dog show.
- Adults are not allowed in the show rings at any time.
- Coaching from ringside and double-handling is not allowed at any 4-H shows. Members found in violation of this rule will forfeit all prizes, ribbons, and scores from the class from which the violation occurred.
- Anyone mistreating an animal will be asked to leave the 4-H event.
- 4-H members are expected to follow these rules as well as those items as appear and were signed by the member in the 4-H Membership form Code of Conduct. *We also expect parents to conduct themselves in a manner reflecting the standards of the NH 4-H program.*

Members and adults that violate any of these rules will be asked to leave the event, and any prizes, ribbons, or awards will be forfeited.

## 4-H Dog Show Requirements

Members must bring the following appropriate paperwork with them to each show. All forms listed below are available at the 4-H County Extension Office or online at:

<http://extension.unh.edu/4-H-Animal-and-Ag-Science/4-H-Dog-Project-Page>

**4-H Intent to Show Form, Code of Conduct, Medical Care and Treatment Form** - Each dog shown as a project must be listed on a current 4-H Intent to Show form signed by the member, the 4-H County Extension Person, and the club Leader **by May 1 of the current year.**

**Dog Health Form** - A 4-H show health form must accompany every dog at a 4-H Dog Show. This form verifies that the dog has been **vaccinated for rabies and other vaccines**. Do not bring a dog to a show if it is showing any signs of illness.

**4-H Lease Record Form** - A member who leases a dog for show must submit a Lease Record Form by May 1 of the current year. The member, the local 4-H County Extension Person, and the club Leader must sign this form.

**New Hampshire Guide to 4-H Dog Shows** must be available to exhibitors, judges, superintendents and show committees to avoid confusion and complaints about what is expected of exhibitors and their dogs.

## 4-H Dress Code

4-H show ring uniform must be worn at 4-H Dog Show events. Boys may wear green, khaki, or black pants and a white dress shirt. Girls may wear green pants, culottes, skirts, walking shorts, or jumpers (no shorter than 2" above the knee) and a white blouse or white dress shirt. No Tee shirts or jeans are permitted. Members must wear a 4-H insignia (patch) on the left side of their shirts or blouses. The

---

# NH Guide to 4-H Dog Shows

---

patch can be purchased from the 4-H Source Book or online at [www.4hmall.org](http://www.4hmall.org). For further information on the Eastern States Dress code and uniform requirements please refer to the Eastern States rules and regulations.

Members should wear comfortable footwear and may not go barefoot at any time during a show. Flip flops, sandals, and/or Crocs or Croc-like footwear are prohibited the entire show day. Appropriate attire is required for the day this includes no midriffs showing, no tank tops, and no extra short shorts. For young men, shirts are required at all times. Appropriate attire is required for the entire day for parents and members.

## 4-H Dog Show Participation

Members are required to stay until the completion of the entire 4-H Dog Show. Planning to spend the entire day at a dog show means bringing your dog's crate, something to keep them and you shaded, and food and water for both of you.

The 4-H member is required to enter one Fitting and Show **AND** one Obedience class. Members who show in the Family Dog class are the only exception as they do not show in Fitting and Show and are not eligible for ESE participation.

The dog used for Fitting and Show must be the same dog shown in the Obedience class. This is the rule for all 4-H shows.

## Educational Poster

Each 4-H member may bring an educational poster about their breed of dog to be placed on the dog's crate at the fairs (includes dog name, breed, what the breed is used for, etc.). Also, the 4-H member may bring a 5X7 card with information about the breed (which will be used during the dog show so that spectators may be informed about different breeds).

## Educational Display or Education Kennel Display

Some shows will offer an award for a set up display. This award is based on the area where you have set up your supplies for the day (crate, grooming table, first aid kit, equipment, etc.) and the management of the area in which your dog resided during the competition. The main goal of this award is to keep your area clean, neat, provide adequate equipment and care to your dog(s), and to educate the public with a display, poster, or wall hanging in your area. As a 4-H member you are to help educate the general public about your project. Educational information (NO personal information) such as breed information, events, and safety are some topics that are interesting and helpful to the public. Judges will judge based on the following criteria:

- Safety - Choke collars off in the crate, appliances unplugged when not in use, first aid kits labeled and visible, etc.
- Canine Comfort - Water accessible, shade, etc.
- Educational Display - Overall set up, visuals to educate the public, etc.
- Cleanliness and organized storage of equipment and supplies.

This is based loosely on the Eastern States Exposition 4-H Dog Kenneling Program.



# NH Guide to 4-H Dog Shows

---

## Things To Bring To The Fair

### For You

Show Clothes	Clip Board	Health Sheets
Show Shoes	Pen or Pencil	Rabies Certificates
Extra Clothing	Money	4-H Patch
Rain Gear	Passes to the Fair	Food
Lawn Chairs	Intent to Show, Lease Forms, etc.	Directions to the Show

### For Your First Aid Kit

Thermometer	Anti-diarrhea (Kaopectate/Pepto Bismal)	Spoon/dosing syringe
Gauze	Tweezers	Aspirin
Tape	Scissors	
Triple Antibiotic Ointment	Vaseline	

This is an abbreviated list. For a more complete list see the *Red Cross Dog Book*.

### For Your Dog

Tack Box	Dog's Favorite Toys	Dog Dishes
First Aid Kit	Water For Your Dog	Towels
Crate with Bolts	Bait	Coolant Equipment (ice packs, wet jacket)
Grooming Table With Arm *	Dog Food	Dumb bell *
Dog Bed	Pooper-scooper or Poop Bags	Jumps *
	Trash Bags	

\* Optional/ As Required

### For Your Tack Box

Dog brushes	Teeth equipment (scalars, paste, etc.)	Grooming Apron
Combs	Hair Spray	Sunscreen
Stripping Knives	Ear cleaner	Safety Pins
Slickers	Q-Tips	Hair Elastics
Leads/collars	Wet Wipes	Arm Band Elastics
Nail trimmers	Pet Insect Spray	Human Brush
Quick Stop		Green and white thread and needle
Scissors (all types)		

---

# NH Guide to 4-H Dog Shows

---

## Conduct at the Show

1. Judges decisions will be final and exhibitors may be disqualified or penalized for not following judge's instructions.
2. Classes may be cancelled, combined, or subdivided by the show committee, if number of entries warrant. Preliminary eliminations may be used to reduce large class size.
3. Questions concerning rules should be referred immediately to the show chairman. The chairman may consult with committee members or judge and make an on the spot decision, which must be accepted as final.
4. Exhibitors should be ready at ringside, however each class should be announced at least twice before beginning judging
5. 4-H Judges:
  - a.) Judges for 4-H dog events should be familiar with the 4-H show rules for the classes which they will be asked to judge. This should include having an example copy of the score sheets they will be using before the show.
  - b.) Judges should not show partiality for purebred dogs or All-American (mixed breed) dogs.
  - c.) Judges must not be familiar with 4-H exhibitors they are to judge. This includes training a 4-H member in class (with or without their project dog), being a club member with a 4-H exhibitor anytime within the past 5 years of show date, owning or leasing a dog with the 4-H member or a member of their family.
  - d.) If judges are recent 4-H graduates (within the past 5 years), they should preferably be from another state or at least another county.
  - e.) Judges should be informed to write constructive comments on score sheets. If time allows, judges, at their discretion, can meet with individual exhibitors to discuss strengths and weaknesses.
  - f.) Judges should judge according to the requirements of the class. Each dog/handler team should be judged in the same way.
  - g.) Judges should not disclose any score to anyone but the show committee (and only on a need to know basis) before a class is completed. Announcements of scores at the end of a class are at the judge's discretion, but judges should keep in mind the sensitivity of scores to some exhibitors.
  - h.) Judges are in control of their ring from the time that a class starts until its completion.
  - i.) Judges decisions are final in all scoring and judging of a class. All other matters are to be decided by the show committee.
  - j.) Judges should give commands and or signals in a clear and understandable manner.
  - k.) Re-judging. If a dog, in the judge's opinion, had its performance prejudiced by peculiar and unusual circumstances, the judge may re-judge the dog on that particular exercise. If the judge finds it necessary to re-judge a dog(s) from a group exercise, the dog(s) should be re-judged immediately following the group or as soon as possible thereafter. The judge may ask for volunteer dogs, which will not be competing, in order to fill the ring.
  - l.) Judges should not enter into discussion with any exhibitor (including parent, guardian, friend of exhibitor) who appears to be dissatisfied with the judging/scoring or his/her class. Such an exhibitor should be directed to the Show Committee, who will examine the problem and approach the judge, if necessary. This also applies to mathematical errors.
  - m.) A judge who is aware of any assistance, interference or attempts to control a dog from outside the ring must act promptly to stop such double handling or interference and

---

# NH Guide to 4-H Dog Shows

---

shall penalize the dog substantially. If in the judge's opinion the circumstances warrant the dog shall be given a score of Zero for an obedience exercise. In Fitting and Showing the members will receive a substantial deduction.

- n.) Judges should remember that 4-H should be a positive learning experience. The judge must remember that a 4-H show is an opportunity for a 4-H member to learn "how to make his best better, the next time." Judges should offer encouragement and advice, in addition to placements and scores.
- o.) Judges shall have some form of ribbon or tag identifying them as a judge to the members.
- p.) In Fitting and Showing, at the judge's discretion, he or she may ask to have members switch dogs to see their handling ability of different dogs.

## Questions regarding Placements/Awards/Judging

- 1. Judge's decisions are final.
- 2. All questions regarding a judge's placements or scores should be brought to the attention of the Show Committee as soon as possible.
- 3. Under no circumstances should a judge be approached by an exhibitor, parent, or guardian in regard to questioning a placement or score of a given class. Such problems or concerns should be brought to the show committee.
- 4. Members should review their score sheet prior to leaving the show grounds. If any mathematical errors are made they will be taken care of **ONLY** at the end of the show **ON** show grounds.

## List of NH 4-H Fairs

A current list is available at the local Extension Office by May 1 of each year. All first year members need to call the fairs directly to receive fair books and entry information. This is also found on the 4-H Web page at:

<http://extension.unh.edu/4-H-Youth-Family/Animal-Science-Home-Page>

## 4-H Dog Clinics

**Connecticut Dog Clinic** - Held in April - Contact Carol LeBlanc at (860) 668-5244 for information.

**New Hampshire "All About the Dogs" Weekend** - Held the middle or end of June - Call the Hillsborough County Extension office at 603-641-6060 for information or visit [www.allaboutthedogsweekend.com](http://www.allaboutthedogsweekend.com)

## **DOG SHOW CLASSES AND EXPLANATIONS**

### Fitting and Showing

- 1.) Purpose: To demonstrate the 4-H member's ability to show his/her project dog to the best of their ability, as if they were presenting their dog in the conformation ring at an AKC, CKC, UKC, or other breed association show. The member must be able to show off the dog's best points, while minimizing faults, demonstrate knowledge of proper ring procedure, and the proper way

---

## NH Guide to 4-H Dog Shows

---

to present a dog for examination by a judge. In no way should the dog's conformation be considered when scoring an exhibitor.

- 2.) Acceptable patterns include: "around the ring" or the "O", the "I" or "up and back", the triangle, the "L", the "T", and the down and back with 2 dogs gaiting side by side. Also acceptable are the reverse patterns of the triangle, "L", and "T" patterns. (Please see gaiting patterns outlined in the next section of this manual for explanations.) In the "up and back" patterns, handlers may choose to either turn towards their dog or away from their dog, as long as the movement is done smoothly and efficiently.
- 3.) Courtesy turns may be done at the start of a gaiting pattern and are encouraged.
- 4.) Dogs should be stacked or posed as their breed would in AKC conformation events. All-Americans should be presented as closely to the breed that they most resemble.
- 5.) Dogs should be clean, free from parasites, and free from mats and excessive loose hair. Show clips will not be considered, although grooming scores should strive to recognize the efforts in grooming.
- 6.) "Baiting", offering a dog a treat for desirable behavior is acceptable in Fitting and Show as long as it does not interfere with other dogs in the class. Baiting is allowed at each judge's discretion.
- 7.) Dogs may be shown on a show lead (such as a one piece martingale, resco-type lead, etc.) or on a slip collar (leather, chain, or fabric) and attached leash. The handler's ability to control the dog's show equipment in a non-distracting manner is more important than the actual equipment being used.
- 8.) Judges may ask exhibitors questions in Fitting and Showing classes. Sources for questions are listed under the General Knowledge section of this manual, but in general can cover general dog care, dog first aid, AKC obedience rules and Regulations, and the exhibitor's dog's breed history and purpose. Questions regarding the specific show's rules and 4-H rules may also be used as sources for questions.
- 9.) Classes should be subdivided if there are 12 or more exhibitors in a class. If classes are too large spectator interest may lag and exhibitors are placed under unnecessary strain. More than one class can be judged at one time by dividing the ring.
- 10.) Classes are divided as follows: (age as of January 1 of current year)
  - a.) Novice – First Year showing in Fitting & Show, Ages 8-13
  - b.) Junior – ages 9-11
  - c.) Intermediate – ages 12-13
  - d.) Senior – ages 14-18

### Fitting and Showing Guidelines: Pattern Explanation

#### 1.) *General Gaiting Techniques*

Note: "Large dog" usually refers to those dogs that a handler must run or jog with when gaiting. "Small dog" refers to those dogs with which a handler typically walks with when gaiting.

##### a.) *Courtesy Turn*

This is usually done at the beginning of a gaiting pattern. The purpose is twofold: 1) start the dog moving at a trot so it is at the proper speed when it leaves from in front of the judge and 2) line the dog up so he is directly in front of the judge when leaving for a gaiting pattern. This is an acceptable time for the handler to come between the dog and the judge.

# NH Guide to 4-H Dog Shows

Proper Execution: Dog's lead is in handler's left hand. Handler moves dog in a small circle in front of the judge and slightly to the judge's right side. The handler usually pivots or turns a much smaller circle. As the dog/handler completes the turn, the dog is moving in a straight line directly in front of and away from the judge.

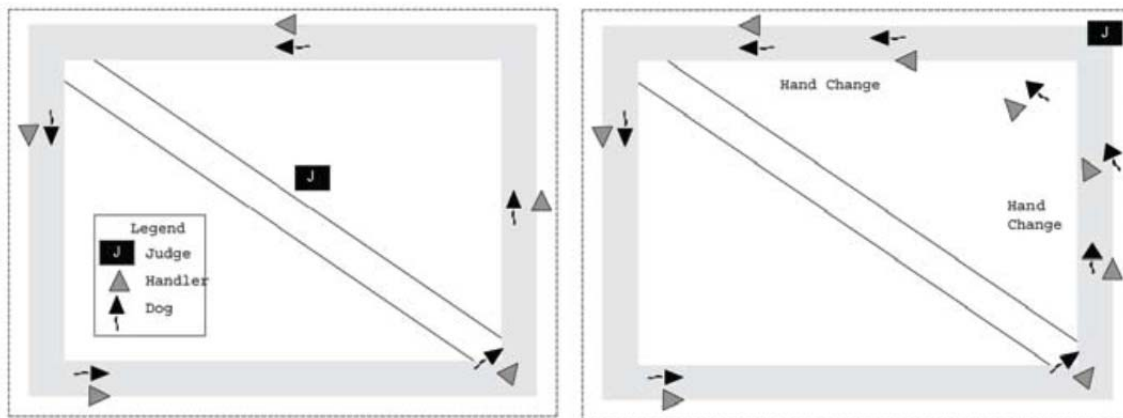
## b.) Hand Change

Used in some of the gaiting patterns and involves the handler switching the lead from his/her left hand to the right hand, and the dog moving from the handler's left side to the right side. It is used to keep the dog between the handler and the judge. When executing a left to right hand change, handler and dog pause, handler reaches in front of his/her body and grasps the lead with his/her right hand while turning his/her body to the left. At the same time, the dog pivots to the right, in time with the handler, and both are now facing the direction from which they have just come. When doing a right to left change, the handler moves the dog in front of themselves while grasping the lead in their left hand. The dog pivots to its left while on the handler's left side and the handler turns to the right, which results in handler and dog making a right turn.

## 2.) Patterns

### a.) "Around the ring" or "O" Pattern

This is usually done upon the class first entering the ring and after an individual gaiting pattern. Dog is on handler's left side for entire "O". Judge is usually standing in middle of ring. Dogs are moved at their own proper speed. A courtesy turn MAY be performed before an "O" after the individual gaiting pattern.



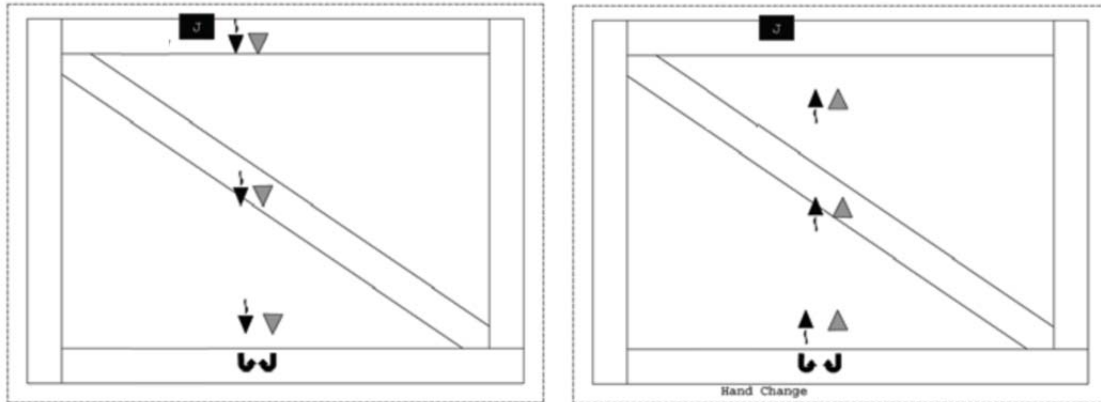
"Around the Ring" or "O" Pattern

### b.) "Up and Back" or "I" Pattern

This pattern starts with a courtesy turn and dog in the left hand. Handler moves dog (at its proper pace) straight away from the judge in the designated direction (either straight or on the diagonal of the ring). At specified distance (larger dogs - to end of ring, small dogs - either  $\frac{1}{2}$  or  $\frac{3}{4}$  of ring), handler and dog turn and come straight back to judge, stopping about 3 feet away or when judge signals.

Turn execution: Large dogs - usually turn so dog is on the OUTSIDE of the turn (as in an obedience about turn), towards the right. It is permissible for handler to come between dog and judge at this time. Small Dogs - handler usually turns TOWARD dog, so dog pivots to the left. Handler does not come between dog and judge. Hand change method - at end of ring, handler and dog do a left to right hand change and move straight back to judge. NOTE: Any method may be used, but the key is to execute the turn smoothly with efficiency of movement.

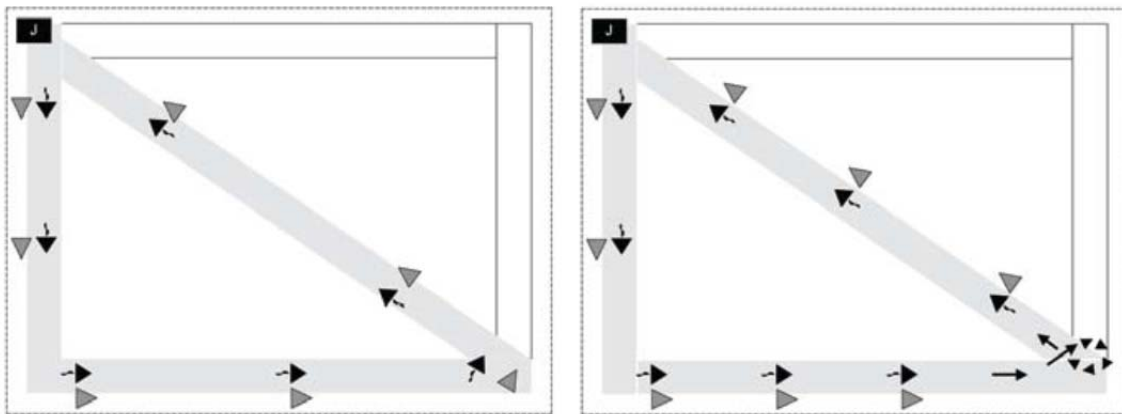
## NH Guide to 4-H Dog Shows



“Up and Back” or “I” Pattern

### c.) Triangle Pattern

Dog stays on handler's left side throughout the entire pattern. Handler/dog move away from judge, turn to the right and continue across the ring towards corner. At the end of the ring, handler/dog turn 45 degrees to the left and come across the diagonal of the ring back to the judge. Note: Larger dogs may have trouble making a 45 degree turn at the second corner. These dogs may be moved in a small right circle on the handler's left side, in order to line the dog up for the diagonal.



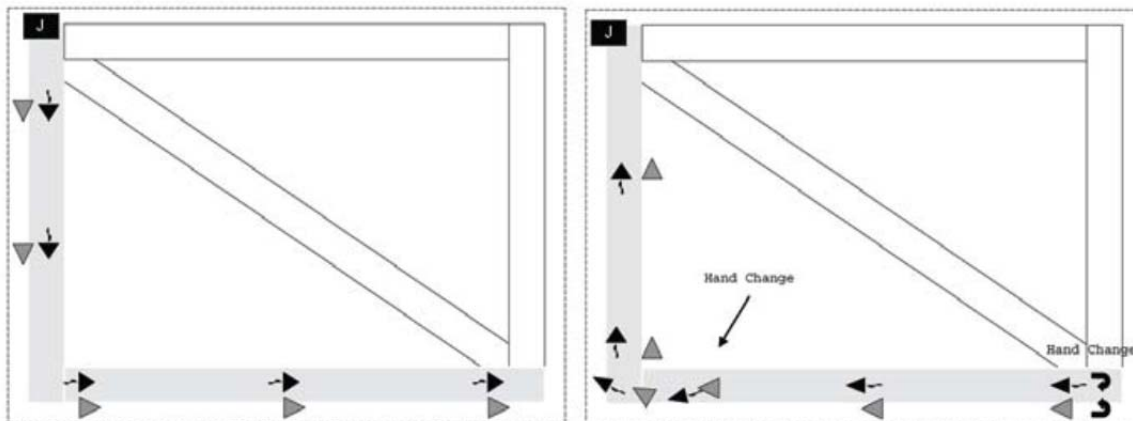
Triangle Pattern (Without and With Courtesy Turn)

### d.) “L” Pattern

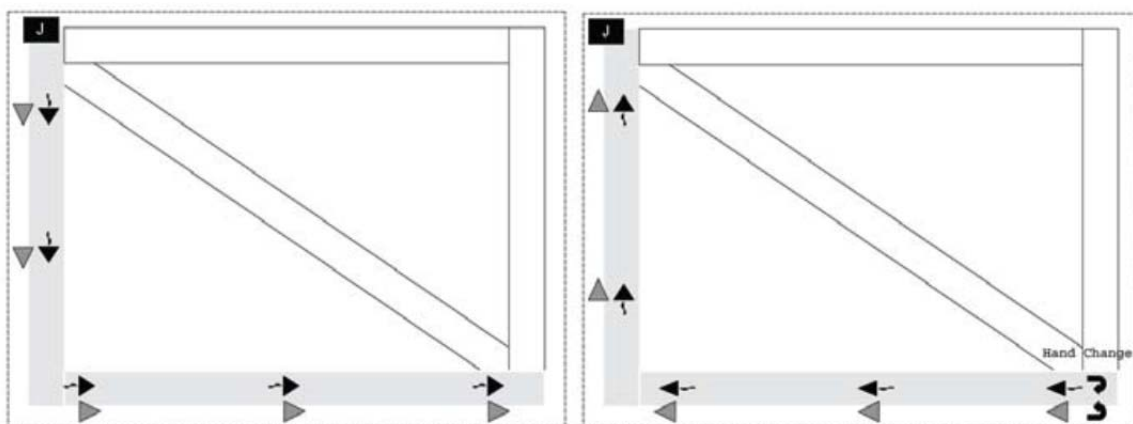
There are 2 acceptable ways to perform the “L” pattern. The first involves 2 hand changes and dog gaiting on handler's RIGHT side. Dog starts on handler's LEFT side and moves straight away from judge. At end of ring, handler/dog turn LEFT to corner diagonally opposite judge. Upon reaching that corner, the handler does a LEFT to RIGHT hand change so that the dog is on the handler's RIGHT side, and the handler/dog continue back across ring in the direction from which they just came. Upon reaching the corner (directly in front of judge) the handler does a RIGHT to LEFT hand change so the dog is back on handler's LEFT side, and they continue back to judge. The second method involves only one hand change. Dog starts on the handler's LEFT side and moves straight away from the judge. At the end of the ring, handler/dog turn 90 degrees to the LEFT and continue to the corner diagonally across from the judge. Upon reaching the corner, handler does a LEFT to RIGHT hand change, and the dog ends up on the handler's right side. Handler/dog continue back across the ring in the direction from which they just came. Upon reaching that corner (directly in front of the judge) handler/dog make a 90-degree turn to

## NH Guide to 4-H Dog Shows

the RIGHT and continue to the judge. The handler does not perform a second hand change and the dog remains on the handler's right side while coming back to the judge. If the one hand change method is performed, the handler should be aware as to the judge's position and keep the dog between himself and the judge. A right to left hand change may be required, depending on the judge's instructions.



"L" Pattern with Two Hand Changes During Return



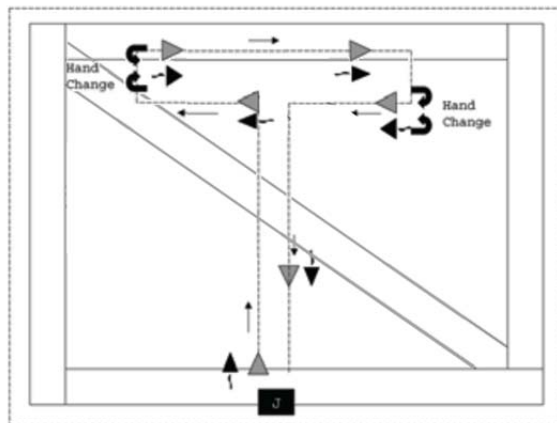
"L" Pattern with One Hand Change During Return

### e.) "T" Pattern

This pattern involves 2 hand changes and starts with the handler/dog and judge on the side of the ring, halfway between the corners. Dog starts on handler's left side, moving straight away from judge to opposite side of ring, halfway between 2 far corners. At end of ring, handler/dog turn to the left and continue to corner. At corner, handler/dog execute a left to right hand change. They continue across the ENTIRE length of the ring with the dog on the handler's RIGHT side. At opposite corner, handler/dog execute a right to left hand change and continue to the MID POINT of the side of the ring (dog on handler's left side). When directly in front of the judge, handler/dog turn to the left and straight back to judge.



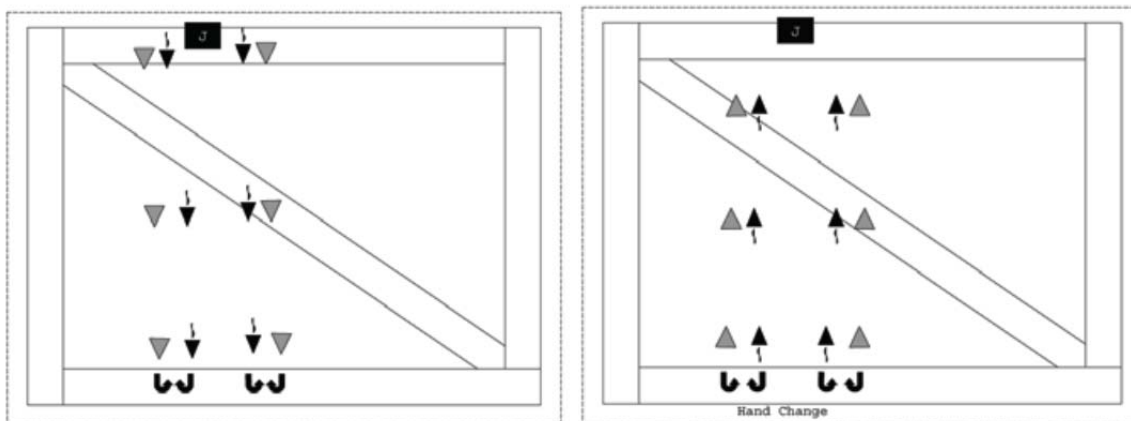
# NH Guide to 4-H Dog Shows



"T" Pattern

## f.) Double or Pair "Up and Back"

This pattern involves 2 handlers and dogs, moving straight away from the judge together, turning and coming back to the judge together. Usually this is done with dogs of a similar size/gaiting speed. The 2 dogs are to remain BETWEEN the handlers AT ALL TIMES. Both handlers will have to switch hands at the side of the ring opposite the judge in order to keep the dogs between them. Handlers should stay as close as is safely possible while maintaining control of their dog. The two handlers should try to move their dogs together and stop and make turns at the same points.



Double or Pair "Up and Back"

## Fitting and Showing Scorecard

Copies of the Fitting and Showing scorecard are included as attachments to this document, or available from your county Extension 4-H office. Because Fitting and Showing scores are part of ESE qualification it is important that all New Hampshire 4-H Dogs Shows use the same scorecard. Each judge should be sent a copy of the scorecard in advance. An explanation is as follows:

### Explanation of the 4-H dog Fitting and Showing Scorecard

#### A. Appearance of Animal – 10% (all grooming to be done by exhibitor)

- 1.) General condition - Dog should be well conditioned, but not overweight. Should be trimmed, combed, and brushed in a manner suitable for coat and breed type. Crossbreeds should be



---

## NH Guide to 4-H Dog Shows

---

groomed similar to the breed they most resemble. Recognizing that some breeds require more grooming than others, grooming scores should strive to recognize the efforts in grooming.

- 2.) Toenails should be clipped to reasonable length for particular breed, or filed down.
- 3.) Teeth should be clean and as white as possible.
- 4.) Eyes should be clear, not running, ears should be clean and free of excess hair.
- 5.) Coat should be clean and free of loose hair. Feathering should be un-matted and clean. No signs of fleas.
- 6.) Show clip will not be considered.

### B. Exhibitor's Appearance – 5%

- 1.) Exhibitor should be neat and clean
- 2.) 4-H show uniform should be worn, green, khaki or solid dark colored pants for boys or girls; green culottes, skirts, walking shorts or jumpers are also appropriate for girls, white blouse or white dress shirt with 4-H insignia. No Tee shirts permitted.

### C. Handler's Set up - 10%

- 1.) When posing animal, stand or kneel, one knee beside the dog in relation to the position of the judge.
- 2.) Pose animal with front legs placed straight from the shoulder and according to its type.
- 3.) Don't lean on dog while posing front and back legs.

### D. Judge's Examination - 10%

- 1.) Handler should not be between their dog and the judge at any time.
- 2.) Movements should be smooth, natural and not distracting to judge or others.
- 3.) Show the dog's bite correctly

### E. Gaiting Dog Correctly - 10%

- 1.) Enter leading animal at an alert, correct gait around the ring in a counterclockwise direction. Always have animals on the judges' side holding slip lead in either hand, (side nearest the dog), arm extended with leash taut. Gait freely.
- 2.) When making a turn, the exhibitor should change hands, keeping the dog between himself and the judge.
- 3.) Gait dog at a reasonable speed depending on breed or as the judge directs, with animal's head carried at a height appropriate to the breed of dog.
- 4.) Do not crowd the exhibitor next to you when gaiting in a side-by-side position. Do not crowd dog ahead when gaiting following another dog.
- 5.) Animals should be lead forward when the judge requests that its position in line be changed, and around the end of the line to the position indicated by the judge. Do not lead animal between judge and the animal he is observing.

### F. Holding Lead Correctly - Using Proper Equipment - 5%

- 1.) Hold the lead in the proper hand and do not let lead hang in dogs face or on the ground.
- 2.) Equipment should be appropriate to the breed.

### G. Proper Control of Dog - 10%

- 1.) Handler should be in complete control over dog at all times.
- 2.) Excessive corrections to dog will not be tolerated.

---

# NH Guide to 4-H Dog Shows

---

## H. Follows Judge's Instructions - 10%

- 1.) Respond rapidly to requests from judge and officials.
- 2.) Follow directions.

## I. Handler's Attitude - 10%

- 1.) Alertness and poise. Keep an eye on your animal and be aware of the position of the judge at all times. Do not be distracted by persons and things outside the ring.
- 2.) Be courteous and sportsmanlike at all times. Show animal at all times, not yourself.
- 3.) Do not talk to other exhibitors or people outside the ring.
- 4.) Exhibitors poise should be natural nor forced or exaggerated.

## J. General Knowledge - 10%

- 1.) Exhibitor is knowledgeable about dog care, training, grooming, showing and breeds. Judge will ask no more than three questions to determine this.

## K. Ring Procedure - 10%

- 1.) Do not crowd exhibitor or dog in front when setting up head to tail (upstaging).
- 2.) When judge is observing other animals, let yours stand, if posed reasonably well, but remember to keep showing and stay alert. Excessive grooming in the ring is objectionable.
- 3.) Be natural, over-showing, undue fussing and maneuvering are objectionable.

The following activities will result in disqualification from Fitting and Showing contests:

- 1.) Harsh handling or treatment to the dog
- 2.) Receiving instructions from ringside
- 3.) Poor sportsmanship
- 4.) Arguing with or sassing the judge

## **Family Dog**

4-H members entering this class may enter no other classes at the show except the General Knowledge Quiz and game classes, if one is offered. The member will show that their dog can sit, stay, come and walk calmly on a leash. The member will demonstrate a general knowledge of dogs and dog care including home care, feeding, and health. Members will not be allowed to continue in the family dog class for more than one year. Members who have shown in classes higher than family dog may not drop back into family dog class. This class is open to members between the ages of 8-11. Members are eligible to show in the Novice Fitting & Show class for one year after they have shown in Family Dog.

## **Family Dog Evaluation**

### *Dog Behavior*

**Walk on Leash / Sit** - The handler must be able to walk around the ring at least twice, with two sits performed. There are no points taken off for lagging, extra commands, poor sits. The handler just has to demonstrate that the dog can walk around calmly and sit when asked.

---

## NH Guide to 4-H Dog Shows

---

**Come on Call / Recall** - The handler will sit the dog and go to the end of the leash. The handler will call the dog to him/her. There are no points taken off for poor sits, no finish, or no sit in front of the handler. The handler just has to demonstrate that the dog will return to the handler when called.

### *Cleanliness / Condition*

The judge will evaluate the overall cleanliness / condition of the dog, including the cleanliness of the dog's coat, ears, and teeth, that the toenails are clipped, and the physical condition of the dog.

### *Member's Knowledge*

The judge will evaluate the knowledge of the handler regarding health, nutrition / feeding, their dog's breed, and general 4-H knowledge. The following questions are recommended questions that the judge may pick from for the Member Knowledge portion of Family Dog.

- Health
  - What do you do to keep your dog clean?
  - What do you do to play with your dog?
  - Where do you bring your dog for a checkup or when they are sick? (Answer: Veterinarian)
  - What is the normal temperature of a dog? (Answer: 101-102.5 degrees)
  - How many teeth does a dog have? (Answer: 42)
  - What vaccine for dogs is required by NH state law? (Answer: Rabies)
  - Name one external parasite (bug that lives on your dog) (Answer: Fleas, ticks, lice, mites, flies)
  - Name one type of internal parasite your dog could get (lives inside your dog) (Answer: Round, tape, whip, hook, heartworm)
- Nutrition / Feeding
  - What do you feed your dog?
  - Are ice cream and candy good treats for your dog? (Answer: No)
- General Knowledge
  - What is your dog's name?
  - What is your dog's breed? If mixed breed, what breeds do you think they may be?
  - What is a group of puppies born all at the same time called? (Answer: Litter)
  - What is a boy dog called? (Answer: Dog)
  - What is a girl dog called? (Answer: Bitch)
  - What is the name of the father of puppies? (Answer: Sire)
  - What is the name of the mother of puppies? (Answer: Dam)
  - What are the 4-H colors? (Answer: White and green)
  - Name the four H's (Answer: Head, heart, hands, health)
  - What is the 4-H motto? (Answer: To make the best better)
  - Name one of the AKC breed groups (Answer: Herding, Sporting, Working, Terrier, Toy, Hound, Non-Sporting)

### *Member's Appearance*

The judge will evaluate the appearance of the 4-H member. The clothes should be neat and meet the 4-H Dress code, as outlined in this guide.

---

# NH Guide to 4-H Dog Shows

---

## Obedience

- 1.) Obedience classes are conducted with American Kennel Club rules, these rules are to be used as guidelines.
- 2.) Acceptable obedience collars include well-fitting plain buckle or quick release collars, or slip collars (choke, training) of an appropriate single length of leather, fabric, or chain with two rings, one at each end, or properly fitted martingale (limited slip) collars. Leashes may be made of leather or fabric. In sub-novice classes, they should be six feet long. In Novice, Pre Graduate Novice, Graduate Novice, Open, and Utility classes the leashes need only be long enough to provide sufficient slack in the heel on leash exercise. Chain leashes, prong collars, spiked collars, or electric collars are not acceptable at a 4-H event or show. Harnesses are not allowed in the show ring. Head halters (Gentle Leader) may be used for training purposes only, not in classes. Head halters may be worn in the show ring by service dogs only in the service dog classes.
- 3.) In classes that are divided into an "A" or "B" class, the "A" class is for those exhibitors that are exhibiting at that level for the first year. If the 4-H member gets a new dog, and the new dog is shown at a level where the previous dog was shown, the new dog must be entered in the "B" class.
- 4.) Handlers and dogs that are shown at non-4-H shows, including but not limited to AKC, UKC, sanctioned matches, are required to enter the "B" class.
- 5.) In 4-H shows, dogs that foul the ring are allowed to complete the class and be scored, but their score sheet is marked "NP-fouled ring" for "non-placement" and the dog will not receive a placement rosette and will be automatically be awarded a white Danish ribbon (even if score was higher than 149).
- 6.) In 4-H shows, dogs that run around the ring "uncontrolled" during an off leash exercise will receive a zero (0) for that exercise, but can have the option of completing that exercise with dog on leash, and if needed, can do the Long Sit and Long Down exercises on leash. Dog and handler will receive a NP (non-placement) score.
- 7.) Dogs that have received a total of 3 blue ribbons must move up to the next level the following show year. Blue ribbons need not be awarded in one show year/season. Dogs that are showing at the Graduate Novice level or higher may stay at this level. If you choose to show in Open or higher, after receiving 3 blue ribbons you must move to the "B" level of the appropriate class.
- 8.) A member may NOT show more than 2 dogs at the same level at a dog show (Sub Novice, Beginner Novice, Novice, Grad novice, Open). Utility is unlimited.

For example, you may have either:

- 1 Sub Novice A dog and 1 Sub Novice B Dog, **OR**
- 2 Sub Novice B dogs

*This example can be used for any level of obedience.*

- 9.) Depending on class size, Group exercises may be combined at the judge's and/or Superintendent's discretion. Members will be allowed to show 2 dogs in the same class, however if group exercises are combined the member must have another 4-H member handle the second dog.
- 10.) Members exhibiting at or above the Open level must be provided their own regulation jumps if the superintendent is not able to provide them.

---

# NH Guide to 4-H Dog Shows

---

## **Class Descriptions**

### ***Service Dog A***

Service Dog A is for exhibitors who have not previously trained a Service Dog. The dogs in this class must not have trained beyond the Sub Novice level. Dogs will be on lead and allowed to wear appropriate equipment set forth by the service dog organization.

Service Dog A is scored based on 200 points. Scoring will be based on individual organization guidelines. The Organization guidelines MUST be submitted with show entry form.

### ***Service Dog B***

Service Dog B is for exhibitors who have previously trained a Service Dog. The dogs in this class must not have trained beyond the Sub Novice level and are not eligible for overall high point trophy. Dogs will be on lead and allowed to wear appropriate equipment set forth by the service dog organization.

Service Dog B is scored based on 200 points. Scoring will be based on individual organization guidelines. The organization guidelines MUST be submitted with show entry form.

### ***Sub Novice A***

Sub Novice A is for beginning handlers and beginning dogs. Dogs that have achieved a CD or other title are not eligible for this class.

### ***Sub Novice B***

Sub Novice B is for handlers who are experienced but working an inexperienced dog.

### ***Beginner Novice***

Beginner Novice is for members whose dogs have not received a qualifying score at or beyond the Pre Novice level.

### ***Pre Novice***

Pre Novice is for dogs which have not yet achieved a CD.

### ***Novice A***

Novice A is for dogs which have not yet achieved a CD, shown by handlers who have not yet competed with a dog at the Novice level.

### ***Novice B***

Novice B is for dogs shown by handlers who have finished a dog at the Novice Level. Not open to dogs that have already achieved a CDX.

### ***Pre Graduate Novice***

Pre Graduate Novice is for dogs and handlers who have achieved a CD, but not yet working a full open routine. Not open to dogs that have achieved CDX.

### ***Graduate Novice***

Graduate Novice is for dogs and handlers who have achieved a CD, but not yet working a full open routine. Not open to dogs that have achieved CDX.

---

# NH Guide to 4-H Dog Shows

---

## *Open A*

Open A is for CD dogs with handlers who have never finished a dog at the Open level. Not open to dogs that have already achieved a CDX.

## *Open B*

Open B is for CD dogs with handlers, who have finished a dog at the Open Level, or new handlers working dogs that have previously received a CDX.

## *Utility*

Utility is open to all CDX dogs and handlers.

## *Brace*

In Brace, two dogs worked together doing a Novice obedience routine with one handler. Both dogs must have been shown at the Novice level or higher the day of show.

## *Sub Novice Brace*

Sub Novice Brace - two dogs worked together doing a sub-Novice obedience routine with one handler.

## *Team*

Four dogs each with handler performing the novice obedience routine. All 4 dogs must have been shown at the Novice level or higher the day of show.

## *Sub Novice Team*

Four dogs each with handler performing the sub-novice routine.

## **Obedience Exercises**

### *Sub Novice A or B - Possible Score 200 points*

**Heel on Leash and Figure 8 on Leash** - In "heeling" and "figure 8" exercises, the handler will work the dog on a loose leash, which should be carried in either hand or both hands, with the dog on the handler's left side. Hands are to be carried in a natural manner. The handler's left hand should not touch the dog. Any jerking or tugging on the leash is penalized. The handler walks, when the order "forward" is given by the judge, in a normal manner and must not adapt his pace to the dog. There must be a definite change of pace when given the orders "fast", "slow", or "normal". Upon judge's command to "halt", the dog must sit in heel position until judge's next command is given. Extra commands, signals or tugs on the collar will be penalized. The judge's command "exercise finished" indicates that the exercise is complete.

**Stand for Exam on Leash** - Upon the judge's order, the handler will stand his dog facing the judge and leave when ready. A voice command and hand signal may be used. If both are used, the dog's name should not be part of the spoken command. The handler will then walk to the end of the leash and face dog. The judge will examine dog by touching the back of the dog; the dog must stay in a standing position, as left by handler. Upon judge's command "return to your dog", handler will return to their dog by approaching the dog from the front and walking around behind the dog to the heel position. Once the handler has returned to heel position, the judge will give the order "exercise finished" to signal the exercise is complete.

## NH Guide to 4-H Dog Shows

---

**Recall on Leash** - The handler will sit the dog, and with the judge's order, command the dog to stay, leave, and walk to the end of the leash. When ordered to "call your dog", a voice or hand signal should be used (but not both). The dog should come and sit directly in front of the handler. When ordered to "finish" the handler will again use either a voice or hand signal. The dog must move to the heel position and sit. Attempts to guide the dog in either the "come" or "finish" will be penalized. The judge will then give the order "exercise finished" to signal the exercise is complete.

**Long Sit and Down on Leash** - The "sit" will be for one minute and the "down" will be three minutes. Handlers may use a voice command and a hand signal. If both are used the dog's name should not be part of the spoken command. All handlers will give their commands and leave their dogs at the same time. When the judge instructs the handlers to "leave your dog", the handlers will give the command/signal to stay and immediately proceed to the end of the leash. The leash will always be in handler's hands, never dropped on the ground. Upon judge's command "return to your dog", after the time required is reached, the handlers will return to their dogs by approaching the dog from the front and walking around and behind the dog to heel position. Once the handler has returned to heel position, the judge will give the order "exercise finished" to signal the exercise is complete. If a dog moves from place during the exercise, the handler will either sit or down the dog again directly in front of them. The dogs are not allowed to disturb others performing the exercise.

### *Beginner Novice - Possible Score 200 Points*

**Heel On Leash and Figure 8 exercises** - The handler will work the dog on a loose leash, which should be carried in either hand or both hands. Hands are to be carried in a natural manner. The handler's left hand should not touch the dog. Any jerking or tugging on the leash is penalized. The handler walks in a normal manner and must not adapt his pace to the dog. Rally signs will be used for the heeling exercise. There must be a definite change of pace when changing paces "fast", "slow", or "normal". Extra commands, signals or tugs on the collar will be penalized. The Judge will only give the order "Forward" and "Exercise Finished". Figure 8 will be the same as Sub-Novice obedience.

**Sit for Exam** - On the judge's order, the handler will command the dog to sit. The handler will then stand with the dog sitting in the heel position, give the command and/or signal to stay, walk straight forward about 6 feet to the end of the leash, turn, and face the dog.

The judge will approach the dog from the front. Using the fingers and palm of one hand, the judge will touch only the dog's head. On the order "return to your dog", the handler will walk around behind the dog and return to the heel position. The handler may gather the leash at any time while returning to the dog. The dog must remain sitting until the judge has said, "exercise finished."

**Sit Stay** - The handler will sit his dog. The leash remains attached to the dogs collar and is dropped/placed on the ground between the dog and handler. When the judge instructs the handler to "leave your dog" the handler will give the command/signal to stay and immediately proceed to walk the perimeter of the ring in the direction the judge indicated. Upon completing this, the handler will approach the dog from the front and walk around and behind the dog to heel position. Once the handler has returned to heel position, the judge will give the order "Exercise finished."

**Recall** - The leash will be removed for this exercise. The handler will sit the dog, command it to stay, and leave on the judge's order. When ordered to "call your dog", a voice and/or hand signal should be used. The dog should come and sit directly in front of the handler. A one-time single phrase of praise or encouragement while the dog is coming to the handler will be allowed without penalty.

# NH Guide to 4-H Dog Shows

---

## *Pre Novice - Possible Score 200 Points*

**Heel on Leash and Figure Eight** - The same rules which apply to Sub Novice apply to this exercise.

**Stand for Examination** - This exercise is the same as Sub Novice except it must be executed off leash.

**Heel Off Leash** - This exercise is executed in similar fashion the heel on leash, except without leash.

**Recall** - The leash will be removed for this exercise. The handler will sit the dog, command it to stay, and leave on the judge's order. When ordered to "call your dog", a voice or hand signal should be used (but not both). The dog should come and sit directly in front of the handler. The dog must be close enough to its handler so that the handler could touch its head without excessive bending, stretching or moving either foot. On the judge's order, the handler will give a command or signal to finish. The dog must go smartly to heel position and sit. The manner in which the dog finishes will be optional, provided it is prompt and that the dog sits straight at heel.

**Stay – Sit or Down** - The handler will stand with the dog sitting in heel position. Prior to starting the exercise, the judge will ask if the handler is ready. When the judge gives the order "Sit/Down your dog," the handler will command and/or signal the dog to sit/down. The judge will order "Leave your dog," and the handler will give a command and/or signal to stay and immediately proceed straight forward to the edge of the ring. The handler will walk around the inside perimeter of the ring in a direction as indicated by the judge. Upon completing a full perimeter walk around the ring, the handler will approach the dog from the front and proceed to walk around and in back of the dog to the heel position. Once the handler has returned to heel position, the judge will give the order "Exercise finished."

## *Novice A or B - Possible Score 200 points*

**Heel on Leash and Figure 8 on Leash** - The same rules which apply to Sub Novice apply to this exercise.

**Stand for Examination** - This exercise is the same as Sub Novice except it must be executed off leash.

**Heel Off Leash** - This exercise is executed in similar fashion the heel on leash, except without a leash.

**Recall** - Executed the same as Pre Novice.

**Long Sit and Down** - Executed the same as Sub Novice except off leash.

## *Pre Graduate Novice - Possible Score 200 points*

**Heel on Leash** - Same as Novice. As more advanced dogs, they should give a smoother performance than at the lower level.

**Stand for Exam** - Same as novice.

**Heel Free and Figure 8** - Same rules as novice, but both heeling and Figure 8 are executed off lead.

**Drop on Recall** - Executed similar to recall but the dog must drop to a "down" on command from the handler, and complete the "come" on command. The dog must come quickly, drop instantly, and come straight in to the handler on the first command in each part of the exercise. A second command is a disqualification, slow response to any command results in a loss of points.

**Long Sit** - This exercise in the Pre Graduate Novice class requires the dog to remain in a sitting position for 3 minutes, while the handler is out of the ring and out of sight.

**Long Down** - The dog must remain lying down while the handler is out of sight for a period of 5 minutes. Dogs must not move or get up until the handler is back in position and the judge commands "exercise



---

## NH Guide to 4-H Dog Shows

---

finished". Any dog that goes over to another or leaves the position where he was left is scored zero. Major shifting of position while remaining in place, barking or whining, receives less than 50%.

### *Graduate Novice - Possible Score 200 points*

**Heel on Leash** - Same as Novice. As more advanced dogs they should give a smoother performance than at the lower level.

**Figure 8 Off Leash** - Same rules as Novice, but Figure 8 is executed off lead.

**Drop on Recall** - The exercise and scoring will be executed in the same manner as the Pre Graduate Novice Drop on Recall, except that the handler may give the command and/or signal to drop the dog.

**Dumbbell Recall** - This exercise will be performed like the Novice Recall but with the dog holding the dumbbell. In addition to the Novice Recall, the dog will promptly take, hold and deliver the dumbbell when commanded.

The judge's orders are: "Give your dog the dumbbell," "Leave your dog," "Call your dog," "Take it," and "Finish."

The handler will stand with the dog sitting in the heel position in a place designated by the judge. When the judge orders "Give your dog the dumbbell," the handler will present the dumbbell with one command. The dog must accept it readily and hold it. When the judge orders, the handler may give the command and/or signal to stay and will walk forward to the other end of the ring and turn to face the dog. On the judge's order or signal, the handler will command or signal the dog to come. The dog must come directly at a brisk trot or gallop. When the dog is sitting in front of the handler, the judge will order "Take it," and the handler will give a command and take the dumbbell. The finish will be done as in the Novice Recall. All appropriate penalties of the Novice Recall and Open Retrieve on Flat shall apply.

**Recall Over High Jump** - The principal features of the exercise are that the dog stay until directed to jump, clear the jump on a single command or signal, and immediately return to sit in front of the handler.

Orders are: "Leave your dog," "Call your dog," and "Finish."

The handler will stand with the dog sitting in the heel position at least 8 feet from the jump. When the judge orders, "Leave your dog," the handler will give the command and/or signal to stay, go at least 8 feet beyond the other side of the high jump, and turn and face the dog as in the Novice Recall. On the judge's order, the handler will give the command or signal to jump. The dog must clear the high jump without touching it and, without any further command or signal, immediately sit in front of the handler and finish as in the Novice Recall.

All penalties in the Novice Recall will apply. The height of the jump will be required as it is for the Open Retrieve Over High Jump exercise as designated in these regulations.

**Recall Over Broad Jump** - The principal features of the exercise are the same as in the Recall Over High Jump exercise.

The handler will stand with the dog sitting in the heel position at least 8 feet from the jump, facing the lowest hurdle. When the judge orders, "Leave your dog," the handler will give the command and/or signal to stay, go at least 8 feet beyond the last hurdle, and turn and face the dog as in the Novice Recall. On the judge's order, the handler will give the command or signal to jump. The dog must clear the entire distance of the broad jump without touching it and, without any further command or signal, immediately sit in front of the handler and finish as in the Novice Recall.

---

## NH Guide to 4-H Dog Shows

---

All penalties in the Novice Recall will apply. The distance of the jump will be the same as in the Open classes.

**Long Down** – The Long Down exercise is the same as for Pre Graduate Novice.

### *Open A or B - Possible Score 200 points*

All exercises are done off leash.

The following exercises are the same as Pre Graduate Novice:

- Heel Free and Figure 8
- Drop on Recall
- Long Sit – 3 minutes out of sight
- Long Down – 5 minutes out of sight.

In addition, the following exercises must be performed:

**Retrieve on Flat** - Proper retrieving demands that the dog retrieve quickly and on command; return the object without damage to it; sit in front of and within easy reach of his master; hold it until told to surrender it, and then go to heel to await the next command. Dogs are required to retrieve a thrown dumbbell on the flat. Dogs that anticipate the command are given less than 50%. Heavy penalties are made for very slow work; dropping dumbbell; excessive mouthing of the dumbbell; dropping it; failure to sit within reach of the handler to present it; or refusing to surrender it. Some dogs get this far very well, and then do not return to heel position without an extra command. Slight deductions are made for this.

**Retrieve Over High Jump** - Since this is a retrieve over a jump, the points made above count here too. If a dog jumps only one way he gets less than 50%. Touching the jump on the way over brings a minor penalty; climbing it brings a heavier one. In this exercise, and in the broad jump, the jumps are set according to the dog's size, so that all competitors have a substantially equal chance.

**Broad Jump** - In this exercise the length of the jump is set at two times the height of the high jump. A dog that refuses to jump or walks over the hurdle gets zero. One that fails to clear the full distance or fails to await the command gets less than 50%. A dog gets only a minor penalty for poor return or crooked sit.

### *Utility A or B - Possible Score 200 points*

All exercises are off leash.

**Signal Exercise** - The principal features of this exercise are the ability of the dog and handler to work as a team while heeling, and the dog's correct responses to the signals to stand, stay, drop, sit, and come. Orders are the same as in Heel on Leash and Figure Eight with the additions of "Stand your dog" "Leave your dog". Orders are given using hand signals.

**Scent Discrimination** - In this exercise the dog must select and retrieve the correct leather dumbbell with the handlers scent from an array of metal and leather dumbbells places on the ground. The scent exercise is next repeated with a metal dumbbell.

**Directed Retrieve** - Dog and handler start back to end of the ring, the steward will place three gloves across the end of the ring. The judge will designate which glove to retrieve. The handler must turn in place and direct the dog to retrieve the correct glove. The handler may move in place, and bend at the knees but must not touch the dog. Other commands are the same as for the retrieve on the flat.

---

## NH Guide to 4-H Dog Shows

---

**Moving Stand For Exam** - In this exercise the dog must heel, stand and stay on command by the moving handler. Orders for the exercise are "Forward", "Stand your dog" given while the handler is walking, "About Turn," "Halt," and "Call your dog to heel."

**Directed Jump** - The dog is sent away from the handler and must stop on command and at the handler's command must jump either a bar jump or high jump and return to the handler as in the recall.

### **Obedience Titles**

This program is available to New Hampshire 4-H Dog members through the University of New Hampshire Extension. It is a program to recognize outstanding performance in obedience by dogs trained by 4-H members. Obedience titles are awarded to 4-H trained dogs as follows: 4-H Companion Dog (4-H CD), 4-H Companion Dog Excellent (4-H CDX), and 4-H Utility Dog (4-H UD).

A dog will be eligible for a 4-H obedience title if qualifying scores were obtained from three 4-H Dog shows under at least two different judges. Qualifying scores may also be obtained at non-AKC sanctioned matches conducted by local dog training clubs, at which non purebred dogs may compete. Scores must be indicated and certified on an individual dogs score report, and reported to the University of New Hampshire Extension. The application form can be found at the end of this document or from the State 4-H office.

4-H Dog Handlers who have already achieved an AKC or other title for their dog may receive a 4-H Companion Dog, 4-H Companion Dog Excellent, or 4-H Utility Dog title by entering Novice B, Open B or Utility B classes.

### ***4-H Companion Dog***

To qualify for this title a dog must receive a qualifying score in a Novice A or Novice B class in each of three 4-H Dog shows. A qualifying score is a total score of 170 or better, earning over one half of the possible points in each individual exercise.

### ***4-H Companion Dog Excellent***

To qualify for this title a dog must receive a qualifying score in an Open A or Open B class in each of three 4-H Dog shows. A qualifying score is a total score of 170 or better, earning over one half of the possible points in each individual exercise.

### ***4-H Utility Dog***

To qualify for this title a dog must receive a qualifying score in a Utility A or Utility B class in each of three 4-H Dog shows. A qualifying score is a total score of 170 or better, earning over one half of the possible points in each individual exercise.

### ***Recognition***

Suitable certificates and recognition are available for each 4-H Dog achieving an obedience title. These certificates will be mailed from the New Hampshire State 4-H Office.

# NH Guide to 4-H Dog Shows

---

## 4-H Dog Obedience Title

### Qualifying Score Certification

Complete name of dog: \_\_\_\_\_

Dog owner's name: \_\_\_\_\_

Address: \_\_\_\_\_

City: \_\_\_\_\_ State: \_\_\_\_\_ Zip: \_\_\_\_\_

Organization sponsoring show: \_\_\_\_\_

Where was the match held: \_\_\_\_\_

***The following is to be completed by the show secretary or judge:***

Class: \_\_\_\_\_ Score Received: \_\_\_\_\_

Did dog score 50% or more of points in each exercise? \_\_\_\_\_

\_\_\_\_\_

Signature of Judge or Show Secretary Date

When three qualifying scores have been received send all three certificates to:

UNH Cooperative Extension

4-H Youth and Family

Moiles House

180 Main Street

Durham, NH 03824-2536

---

# NH Guide to 4-H Dog Shows

---

## Dog Knowledge/Canine Challenge

### General Knowledge/ Canine Challenge/ Dog Knowledge

- 1.) All 4-H members are encouraged to learn dog knowledge, including, but not limited to: general care & maintenance, disease and disease prevention, basic first aid, common medical problems, dog breeds (AKC based), training techniques, grooming, and other dog-related fields as it is an important part of the 4-H Dog Project.
- 2.) 4-H members are also expected to demonstrate their knowledge by taking a written test at the 4-H Dog shows, as well as at Eastern States Exposition 4-H Dog Show. Specific topics for the Eastern States 4-H Dog show can be viewed and downloaded from the 4-H Dog Packet on the Eastern States Exposition web site after mid-January at [www.thebig.com](http://www.thebig.com).
- 3.) Members are also expected to answer questions in the fitting and showing ring. These can be based on dog care, training, grooming, the member's dog's breed and original function, or anything else listed in as the specific topics to be covered at that year's Eastern States Expo. Sources for questions come from any of the following: *AKC Complete Dog Book, 20th ed., American Red Cross Dog First Aid, AKC Complete Dog Book for Kids, Dog Resource Handbook (Ohio State Extension), 4-H Guide: Dog Tricks and Training.*
- 4.) Scores for written tests should be based on the number correct, or percentage correct, not the number or percentage incorrect.

### Quiz

A written quiz worth 100 points can be given at each show. The questions may be taken from information in your 4-H Dog Project Books (CCS National 4-H Curriculum), *AKC Book For Kids, American Red Cross Dog First Aid, The AKC's Complete Dog Book, Dog Resource handbook, Ohio State Publication, or Dog Tricks and Training*, or the AKC website ([www.akc.org](http://www.akc.org)). (Some of these books may be available for loan at your County Extension Office).

## Overall 4-H Dog Program Scoring

	Blue	Red	White
Obedience Class	200-170	169-150	149 &Below
Fitting and Showing	100-90	89-80	79 &Below
Dog Knowledge Quiz	100-90	89-80	79 &Below

---

# NH Guide to 4-H Dog Shows

---

## **GAME CLASSES**

Game classes or gymkhana events are useful in teaching dogs to execute some commands as well. They are especially useful in working with 4-H members as they can make dog training more enjoyable and even fun for the dogs.

The games listed below are just a few of the many which might be chosen for a show. Depending if time allows classes may be added or canceled.

### **Egg and Spoon Contest**

Each handler is given a spoon and an egg. They line up and proceed to walk around in a large circle with their dogs. The egg is carried on the spoon. The judge gives commands such as fast, slow, about turns, etc. The last person remaining without dropping the egg is the winner.

### **Musical Cardboard**

This game is the same as musical chairs, but instead of chairs, pieces of cardboard are placed around on which the dogs must sit.

### **Cracker Barrel Race**

The handler, while controlling the dog, must run to a designated point chew a saltine cracker, whistle and then run back to the starting point. This can be done against time or as a relay with teams.

### **Obstacle Course**

Make up your own course, possible obstacles include tires, a crate which the dog must enter then exit, a box in which the dog must sit, balloons to walk through, a tunnel or board to go under or through. Be sure to include one like carrying an egg or ball on a spoon, which the handler must execute while controlling the dog.

### **Agility Course**

Agility is a fun activity to test the skills and obedience of any dog. In agility, the handler directs the dog through an obstacle course in a race for both time and accuracy. The handler's controls are limited to voice, movement, and various body signals, requiring exceptional training of the animal and coordination of the handler in order to maintain safety.

### **Trick Class**

This is an optional class open to all 4-H Dog show participants. Members have an allotted amount of time to perform and present a trick(s), stunts or maneuver(s) to a panel of judges. Small Props are allowed. No Scorecard. Check fair book to see if class is offered. Sign up is usually day of show.

### **Costume Class**

Some shows offer this class. Check your fair book for descriptions and rules.

---

# NH Guide to 4-H Dog Shows

---

## QUALIFICATIONS FOR EASTERN STATES EXPOSITION

- 1.) The member (handler) must participate at any given New Hampshire 4-H Dog Qualifying Show held prior to August 20, Qualify with a total combined score of 310 from Quiz, Fitting and Show, and Obedience class
- 2.) An ESE Qualification Form must be filled out, signed by the show superintendent of the fair at which the qualifying score was achieved and submitted to the State 4-H office by August 20.
- 3.) Member must have a 4-H animal Intent to Show form on file in their county Extension office by May 1 of the current year.
- 4.) Member must be 12 years of age or older (as of January 1).
- 5.) Family Dog entrants cannot qualify for ESE.

**Steward program** – 4-H members who do not want to participate with their dog or who have no dog to use at the time of Eastern States because of illness, etc. may participate at ESE as a steward. For more information about this wonderful program see the Eastern States 4-H Dog Packet or contact your club leader.

**Quiz bowl** - Four 4-H dog members from each New England State participate in the ESE Dog Quiz Bowl.

**Poster contest** - See updated ESE packet, available from your county Extension office.

**Photo contest** - See updated ESE packet, available from your county Extension office.

**Golden lead** - See updated ESE packet, available from your county Extension office.

## PLANNING THE SHOW

To qualify as a 4-H Dog show the show must be conducted by a 4-H club, or under the supervision of County 4-H Dog leader. Much planning goes into a successful show and there are many decisions, which need to be made well in advance of the show.

**ENTRIES:** Entry blanks should request the following information about the dog: name of the dog, classes entered, sex, age, height, years in training, any titles held, name, age, and address of the exhibitor. It should also indicate when entries are due. It is necessary to consider entry fees. If entry fees are charged they should be minimal.

**EXPENSES:** Major show expenses are: rental of grounds, rental of equipment, program and class list printing, liability insurance, awards, and officials' expenses. With careful planning many of these items may be available as a donation.

**RECEIPTS:** Income may come from food/concessions, ticket sales, and entry fees. Consider selling advertisements in a show program book to cover expenses. Businesses might be willing to sponsor the expenses for one class.

**AWARDS:** Awards should attempt to recognize the achievements of as many participants as possible. Consider Danish ribbons in Fitting and Showing, and general knowledge classes. It is necessary to recognize the top individuals in the show, but this is often done to the exclusion of others who may have achieved at an outstanding level as an individual. Remember the purpose of awards should be to encourage members by building confidence.

**CLASSES AND RULES:** In the following pages in this manual, you will find class descriptions, and rules. Descriptions and rules must be available to exhibitors, judges, and committees, to avoid confusion, and

## NH Guide to 4-H Dog Shows

---

complaints regarding what are expected of exhibitors, and their dogs. All 4-H Dog shows must include Fitting and Showing in addition to obedience classes. A general dog knowledge contest should be included. Dog bowl, obstacle courses, and game classes add fun to the show for exhibitors, dogs, and spectators.

**TIME:** Start the show on time and keep it running smoothly and rapidly to hold the attention of the audience, as well as the interest of exhibitors. Show officials should plan to arrive early enough at the show site to register entrants, and deal with any last minute problems. A knowledgeable announcer is a valuable asset and can help keep the show running on time. Cooperation between the announcer and the stewards will help eliminate delays, and encourage exhibitors to be ready to enter the ring when called.

Starting the show on time is a MUST. The announcer should also keep the audience informed about what is going on. Describing the class requirements, how it will be conducted and comments on what the judge will be looking for are interesting to spectators. The announcer must avoid comments about a participant's performance while being judged in the ring.

**SCHEDULE:** Keep both exhibitors and spectators in mind when scheduling classes. Vary the type of classes as much as possible. Alternate classes so that few, if any exhibitors will have to show in consecutive classes. Fitting and Showing classes should be scheduled first, and game classes last. If dogs will show in two rings use care in scheduling so as to avoid conflicts. Conflicts might require a class to be held up and slow down the whole show.

**JUDGES:** Selection of the judge(s) is an important decision for the show committee. It is a good idea to choose a different judge each year. A copy of the class list and rules should be sent to each judge well in advance of the show. Be sure to tell each judge what time you expect them to arrive, and be sure they have directions to the area or building you will be using.

**PRIZES:** As a general rule, it is not desirable to offer money prizes in a 4-H Show. Merchandise, ribbons and similar awards are recommended. Plan prizes to reward as many exhibitors as possible for their quality exhibition. **RING:** The ring should be large enough so there is ample opportunity for dogs to perform at their best without too much crowding. A suggested minimum size is 30 by 40 feet. For outside shows - the ring should be 40 x 50 feet. All show rings should have flooring that is surefooted to both handler and dog. Deep sawdust or tall grass is not ideal. When choosing a site consider any distractions such as midway rides, livestock, noise, or odors which might distract dogs or inexperienced handlers. A barrier fence is strongly suggested around the show ring (snow fence, plastic mesh, etc) so that dogs are confined to the ring and spectators are kept out.



---

# NH Guide to 4-H Dog Shows

---

## CONDUCTING THE SHOW

Officials:                      Judges                      Chairman  
   Steward                      Secretary  
   Announcer

Work Details:                Gate and ticket sale  
   Refreshments  
   Rest Rooms  
   Decorations  
   Clean-up  
   Parking

Equipment:                      Public address systems with extra microphone. Judges'  
   Table, folding chairs, judge's sheets, exhibitor numbers,  
   jumps, and official's table.

Miscellaneous:                First aid

## Duties Of Show Officials

### Judges

Judges in 4-H Dog shows should be thoroughly familiar with 4-H show rules. They must show no partiality for a purebred dog over an All American. In addition they must show no partiality for any particular breed.

The judge is responsible for the dog's actions if he attempts to open the dog's mouth. He must allow the handler to do this if the handler so requests. This is done with no deduction of points.

Judges should not be familiar with the contestants. Judges who are familiar with the contestants should inform the committee and consider not accepting the judging job.

The judge should state before the show what he/she expects. As an example; in Fitting and Showing are courtesy turns desired, stacking the dog when returning to the judge etc.

Judges must remember that their primary function in a 4-H Dog Show, in addition to making placing, is to offer encouragement and advice to the exhibitor. The show setting is an opportunity for a 4-H member to learn "how to make his best, better the next time." A judge must remember a nine-year-old is not usually as skilled at trimming and grooming as a sixteen-year-old, however an okay nine-year-old should not win over an excellent teen.

---

# NH Guide to 4-H Dog Shows

---

## Stewards

Assists the show secretary in checking in contestants on arrival.

Takes responsibility for assuring that all contestants are ready to enter the ring when the class is called.

Assists the judge in the show ring according to the judge's direction. For example serving as a post for the figure 8, or holding the exhibitor's equipment, or the judge's clipboard while they examine the dog in Fitting and Showing.

Keeps ribbons and awards organized and read for presentation following judging.

Assist chairman to start the show, or class on time.

## Announcer

The announcer for the show is responsible for calling classes. Each class should be called twice before it starts. The announcer also announces winners in coordination with the steward(s), and judge(s). The announcer should describe the classes as they are going on but NOT during an individual exercise when it might disrupt the concentration of the dog or handler. Before each exercise the announcer should explain to the audience what the next exercise is and give a short description of it. Example: "This exercise is the stand for examination. The handler will stand the dog and step away from it. The dog must stand perfectly still while the judge examines and moves around it, and until the handler returns." Care must be taken to time these announcements correctly. DO NOT announce during the exercise as the dog may not hear its command, or the handler may not hear the judge's instructions. Never comment or critique an individual's performance in the show ring over the PA system during judging.

## Chairman

The chairman oversees the show, double-checking on details as necessary. Pay special attention to scorecards, awards, and arrival of the judge. Act in the role of head steward if one has not been appointed. Work with committee chairmen to be sure the show starts on time.

## Show Secretary

The secretary receives all entries for the show, and keeps the judge informed of the number of dogs in each class. The secretary is responsible for assigning numbers, registering handlers, and helping total scores. In general, the secretary keeps the show running smoothly. The secretary is responsible for a copy of all records of the show, reporting results for obedience titles, and making results available to the news media. A non-showing 4-H member may be recruited to act as an assistant show secretary to help with scores and announcing.

## Dog Show Committees

A show has many details that need attention, and early selection of a Show Chairman is desirable. It is important to plan for enough volunteers to be available the day of the show to keep the show running smoothly. The chairman should then appoint planning committees or individuals to handle the following aspects of the show:

- 1.) **Publicity** - The success of the show can depend on the activity of this committee. The publicity committee is responsible for advance publicity including press releases, posters and other announcements. They should arrange for press coverage of the show and submit show results for publication in the newspaper.

---

## NH Guide to 4-H Dog Shows

---

- 2.) **Class list and Entry** - The class list should include:
- Name, date, location of show (and possible rain date)
  - Secretary's name and address
  - Name of judge(s)
  - List of classes and descriptions
  - Expected schedule for classes
  - Rules of show (entry fees, etc.)

This committee must make sure the class list is printed and sent out to all potential exhibitors far enough in advance of the show for entries to be returned by the deadline.

- 3.) **Trophies and Ribbons** - This committee is responsible for planning the awards for the show and purchasing ribbons, trophies and special awards.
- In Fitting and Showing the Danish system of awards is suggested. This will recognize the efforts of all that compete. A trophy or rosette for the first place winner in each class is appropriate. Most shows also offer a special award for showman of the day.
  - Game and obedience classes should be judged and places on a numerical system, i.e., first, second, third, along with the Danish system of judging.
  - Special awards may consist of rosettes, trophies, plaques, or merchandise. Consider the following for possible special awards. You may choose to add others, or combine some if the number of entries is small.
    - Sportsmanship award
    - Champion Showman and Reserve Champion Showman
    - Sub Novice Obedience Champion
    - Novice Obedience Champion
    - Open Obedience Champion
    - Utility Obedience Champion
    - Dog knowledge Champion (novice, junior, senior)
    - Gentle Hands Award
    - Overall Show Champion (combined scores Obedience, Fitting and Showing and Knowledge)
    - Family Dog
- 4.) **Judges Committee** - Must select, obtain and entertain the judge(s). In selecting the judge if you have not observed his/her judging it is important to discuss the importance of giving exhibitors positive feedback. Be sure the judge is aware of the system of placing you will use, i.e. (Danish, numerical), and is aware of any special awards to be chosen. You must also agree on any fee or expenses to be paid. On the day of the show this committee is responsible for greeting the judge, arranging for breaks, and lunch, and arranging for payment of fees.
- 5.) **Grounds Committee** - Prepare and operate the show ring and show grounds. This committee will obtain and set up jumps if needed. They should also arrange for an adequate sound system. Be sure to plan for clean up after the show. Committee must plan to set up far enough in advance of show time so the show will start on time. Mark off ring with rope or fencing leaving a gate for entry. There should be a table and chair within the ring for the judge or show steward.
- 6.) **Refreshment/Concessions** - (Optional) Responsibilities include planning for refreshments for judges and show officials. In addition the sale of food, beverages, candy, and treats for dogs may be a major source of income for the show. The concession should be set up in time for early arrivals to get their "morning cup of coffee" before show time. If refreshments are not to be available, you should state so on the show flyer/class list.

# NH Guide to 4-H Dog Shows

---

## REFERENCES FOR THE 4-H DOG PROGRAM

- 4-H Information - <http://extension.unh.edu>
- *AKC Complete Dog book 20<sup>th</sup> Edition* (Available at most bookstores and libraries and online ([www.akcstore.com](http://www.akcstore.com)))
- *AKC Complete Dog Book for Kids* (Available at most bookstores and libraries and online ([www.akcstore.com](http://www.akcstore.com)))
- *4-H Guide: Dog Training and dog Tricks* by Tammie Rodgers (Available at Tractor Supply or 4-H Mall)
- *Dog Resource Handbook (Ohio State Extension)* available from <http://estore.osu-extension.org/productdetails.cfm?sku=201R>
- *AKC Rules and regulation for Obedience, Conformation, Junior Showmanship, Breed Specific information and other events:* [www.akc.org](http://www.akc.org)
- *Dog First Aid: Safety Series Vol 2;* Distributed by American Red Cross [www.redcross.org](http://www.redcross.org)
- Eastern States Exposition Information: [www.thebige.com](http://www.thebige.com)
- PetEdge Catalog (Use for visual aids for knowledge tests) [www.petedge.com](http://www.petedge.com)
  
- **“NH 4-H Dog Program” Yahoo group** - The “NH 4-H Dog Program” Yahoo group is open to active NH 4-H Dog Program members. The site is an online group to share goings on and news to the NH 4-H Dog Program Community.  
<http://groups.yahoo.com/group/NH4-HDogprogram/>
  
- Great Fitting and Showing Guide (from Washington State University) –  
[http://extension.unh.edu/resources/files/Resource002543\\_Rep3795.pdf](http://extension.unh.edu/resources/files/Resource002543_Rep3795.pdf)

# NH Guide to 4-H Dog Shows

---

## ATTACHMENTS

- A. NH 4-H Dog Fitting & Showing Score Sheet
- B. NH 4-H Dog Family Dog Score Sheet
- C. NH 4-H Dog Sub Novice Obedience Score Sheet
- D. NH 4-H Dog Beginner Novice Obedience Score Sheet
- E. NH 4-H Dog Pre Novice Score Sheet
- F. NH 4-H Dog Novice Obedience Score Sheet
- G. NH 4-H Dog Pre Graduate Novice Obedience Score Sheet
- H. NH 4-H Dog Graduate Novice Obedience Score Sheet
- I. NH 4-H Dog Open Obedience Score Sheet
- J. NH 4-H Dog Utility Obedience Score Sheet
- K. NH 4-H Dog Novice *Team* Obedience Score Sheet
- L. NH 4-H Dog Long Sit / Long Down Group Examination Chart
- M. NH 4-H Dog Explanation of Deductions

Updated New Hampshire Dog Project information and copies of the score sheets can be found on the NH 4-H Dog Project Web page at:

[http://extension.unh.edu/resources/files/Resource002543\\_Rep3795.pdf](http://extension.unh.edu/resources/files/Resource002543_Rep3795.pdf)