MERRIMACK COUNTY 4-H PRESENTATION DAY

At A Glance

EVENT DETAILS	
Date of Presentation Day	Saturday, March 14, 2020
Snow Date	Saturday, March 21, 2020
Location	Merrimack Valley High School 105 Community Dr., Concord, NH 03303
Time	Registration begins at 8:30am Judging begins at 9:00am
Event Registrations Due	Friday, February 14, 2020 to the 4-H Office
Photo, Poster, & Flix Video Drop-off	Friday, February 21, 2020 to the 4-H Office
Photo, Poster, & Flix Video Evaluation Day	Wednesday, March 4, 2020 at the 4-H Office

How to Register:

With your 4-H Club Leader! Let you 4-H Leader know what event(s) you want to participate in. They will need to know the title or subject of your presentation when registering.

Events at a Glance:

- ***Action Exhibit*** –Individuals, or teams of up to three, will present and interact with people throughout the morning. Members will answer questions and involve the public in the presentation of their exhibit. An opportunity for youth to demonstrate the skills needed for talking in front of other people.
- ***Demonstration*** – An opportunity for youth to share something they know "how to do" with others. Choose from 19 categories/subject areas. Individuals, or teams of up to three members may participate.
- ***Food Show*** – Youth are challenged to bring food they made with the special ingredient, or to display a place setting arrangement or create food art at the event.
- ***Mousetrap Powered Cars*** – Youth 8 & older design and build a vehicle powered solely by one standard size mousetrap and enter in a distance challenge.
- ***Public Speaking*** – (including Cloverbuds Show & Tell) an opportunity for youth to demonstrate the skills needed for talking in front of other people.

Photos, Posters & Flix Videos:

Are all due to the 4-H Office by Feb. 21st!

They must be dropped off no later than 3:30pm. These entries are prejudged. After judging they will be brought to Presentation Day and showcased.

- ***FLIX Video Contest*** – Create a 3-5 minute video on just about any subject, to be played at the event. Open to individuals and teams of up to three.
- ***Photography Contest***– Each participant may submit ONE entry, based on a photo theme.
  - Entries themes are: NH at its Best, Open Category or 4-H Promotion.
- ***Poster Contest*** – Each participant may submit ONE entry based on a poster theme.
  - Entry themes are: 4-H Citizenship, 4-H Promotion, 4-H Healthy Living, or 4-H Science.

Please Note The Following Age Divisions:

- Cloverbuds (age 5-7)
- Juniors (age 8-10 by 1/1/20)
- Intermediates (age 11-13 by 1/1/20)
- Seniors (age 14 & older by 1/1/20)

All eligible winners will be given an invitation to attend State Activities Day on May 30, 2020 at Manchester Community College.

Have Questions?

Contact Laurie Field at 603-796-2151 or by email at laurie.field@unh.edu. Find additional resources here: http://bit.ly/presentationday2020

The University of New Hampshire Cooperative Extension is an equal opportunity educator and employer. UNH, U.S. Dept. of Agriculture, and New Hampshire counties cooperating. Our programs and policies are consistent with pertinent Federal and State laws and regulations prohibiting discrimination on the basis of race, color, national origin, religion, sex, gender identity (including gender expression), sexual orientation, disability, age, marital status, familial/parental status, income derived from a public assistance program, political beliefs, reprisal or retaliation for prior civil rights activity.

2020

PRESENTATION DAY

County Activities Day

Event Registration Deadline: Friday, February 14, 2020

It's Time! Hopefully members are being encouraged to take part in these events. These cornerstone 4-H events are so valuable for helping members develop important skills. The categories, age eligibility, scoresheets and the addition of new events to Presentation Day have not changed. Please read the following event description pages carefully. Contact the 4-H Office at 603-796-2151 if you have any questions.

Signing Up for Events
Registrations for Presentation Day go through the Organization Leader. We ask Organization Leaders to take note of the following:

- Follow deadlines for sign ups – If you have problems let us know!
- Once members sign up, see that they follow through – there are a lot of costs in awards and resources for the event, and most importantly volunteers time.
- Some 4-Hers may do two or more events. Please put an * (asterisk) beside those names.
- Be sure members have current event guidelines so we can assure quality presentations and that guidelines are adhered to.
- Be sure to read guidelines on the use of the 4-H emblem for presentations.
- Be sure members and their families get the information or direct them to our web site.

Available Resources:
We have resources to support the various events. They can be accessed online or by calling the 4-H office. If your members have never participated in one of these events, bringing them to the event to visit helps them see what the event is all about. If members can't make county events we encourage all clubs to involve members in some type of presentation or public speaking in their local club, a community event, or another presentation opportunity.

In this mailing, each event has its own color coded section. If you need the specific event information to be able to give to members and parents or project leaders, please call the 4-H office to request copies to be able to hand out or get them on our website at:
https://extension.unh.edu/events/merrimack-county-4-h-presentation-day

All scoresheets for Presentation Day Events can be downloaded from the web. Additionally, copies of the scoresheets have been provided for you in this mailing. These can be used as teaching tools at meetings.

Goal Setting & Communication Skills:
As we approach the county event season again, it gives us a great opportunity to think about goal setting with members as it relates to members preparing for these events. For example, a 4-Hers goal, who has never done a demonstration before, might be to: "Learn the parts and pieces of a Foods Demonstration by Presentation Day in March". Someone doing a speech for the 5th time, might have

a goal to “Research in depth the subject matter of their speech by Public Speaking Day” and then do a public presentation.

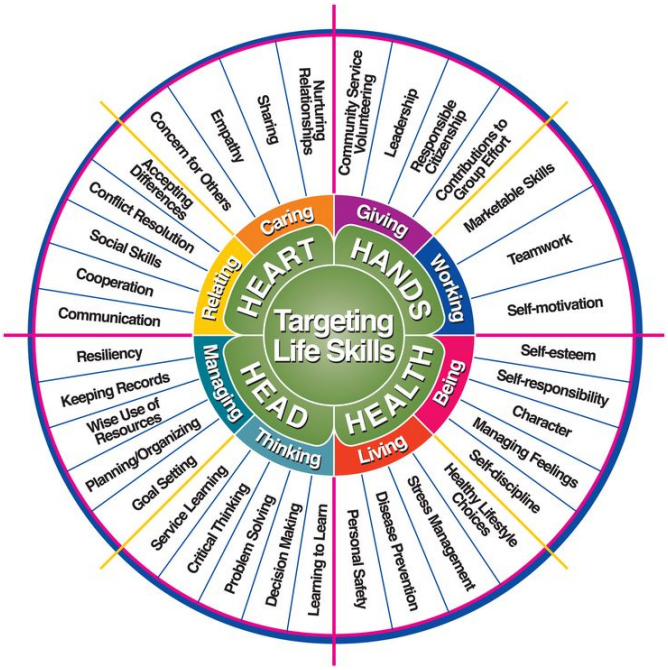

The life skills wheel will help you and your members identify the life skills they have learned while preparing for one or more of these events. When we think about communication, we need to think more broadly than spoken and written language and include non-verbal skills, listening skills, writing and teaching skills.

The presentation day events offer members opportunities to **LEARN** and **PRACTICE** many of these communication skills and get feedback on areas they have done well and those areas that maybe could be strengthened. We have people tell us, as well as teachers, that a 4-Her can be spotted when asked to get up in front of others. We even get 4-Hers who have gone off to college tell us how “thankful” they are that they did 4-H presentations. Members stand out as being poised, confident and self-assured because they have participated in these events. This is definitely a work force skill we are developing in young people as well.

Volunteering at Presentation Day

We need approximately 40 Volunteers for Presentation Day. These Volunteers will work as room monitors, event judges, score keepers, room proctors and registration help. Please **register Volunteers by Friday, February 14th** by using the “Volunteer Registration for Presentation Day” form. Help us find people who can help keep this event strong. When we get names from you on the registration sheet we make the assumption they have been contacted by you. Volunteers can be parents, alumni, and Junior Leaders (12 & older).

EVENT DETAILS:	
Date of Event	March 14, 2020 at Merrimack Valley High School 105 Community Dr., Concord, NH 03303
Snow Date	March 21, 2020 at Merrimack Valley High School
Time	Registration: 8:30 AM Presentations start at 9:00 AM Posters/Photos/ Flix Videos need to be at the 4-H office by February 21st.
Who can participate?	All 4-H members 5-18 years old, 8 & older go to State Event if chosen.
Registration Deadline	Friday, February 14, 2020
Where	Merrimack Valley High School, 105 Community Dr., Concord, NH 03303

ACTION EXHIBIT

SIGN UP DEADLINE
Friday, February 14, 2020

What is it?

An action exhibit is an interactive presentation which involves the audience in the presentation process. Like a demonstration, in an action exhibit the 4-H members demonstrate a skill, show how to make or repair something, or they show how and why something works. Real objects are used. Unlike a demonstration, as the action exhibit presentation unfolds the audience asks questions and interacts with the presenter; the audience may even try the skill themselves. Because the whole process is shown, action exhibits may last up to 50 minutes each.

On to States

Each county may send their top two exhibits per age group; Juniors (age 8-10 by 1/1/2020), Intermediates (age 11-13 by 1/1/2020), and Seniors (age 14 and older by 1/1/2020), however, the qualifying exhibit must have scored a minimum of 30 points (75%).Teams can be comprised of up to 3 members, and will compete in the division of their oldest member. Participants must be at least 8 years old to be eligible for State Activities Day consideration, and at least 12 years of age to be eligible for Eastern States Exposition.

Action Exhibit Facts

- Action Exhibits have one to three participants.
- The exhibit is organized so that each person has a given time to work.
- Time guidelines: 50 minute time period of youth engaging with judges and audience, with a 15 minute set up time.
- If a product is made, it needs to be made in the allotted time from step one to the finished product. Samples may be used to show different steps.
- The participants must provide all materials and equipment needed.
- Scoring is done by roving observers during the presentation. Score sheets will be returned so that the participants will continue to learn and improve their skills.

Resources & Scoresheets

https://extension.unh.edu/events/merrimack-county-4-h-presentation-day

How to Plan an Action Exhibit

1. Choose a topic: What have you done or learned that you want to show to others?
2. Choose your action: Do you want to do an Action Exhibit by yourself or work with others in planning and doing an Action Exhibit?
3. Choose your goal: Do you want to teach others something? Do you want to show others how to do something? Do you want to promote something or compare different processes?
4. Choose a title: Make it short and catchy. Have a one-idea theme. Tell the most important point and be original.
5. Choose your support materials: What materials, equipment, and ingredients will you need to make your exhibit active?
6. Practice! Practice your Action Exhibit by doing all the necessary steps in the process.
7. Get People Interested: Decide on ways you might involve the audience.

Categories / Subject Areas are:

1. Animal Science - Horse Public Speaking (Seniors Only)
2. Animal Science - Horse
3. Animal Science - Livestock & Dairy Production
4. Animal Science - Small & Companion Animals
5. Animal Science - Poultry
6. Citizenship & Civic Education – Citizenship / Community Service
7. Communication & Expressive Arts - Arts & expression
8. Consumerism - Family & Consumer Sciences
9. Consumerism - Hospitality, Etiquette, & Social Graces
10. Environment Science - Bugs & Bees
11. Environment Science - Fisheries and Aquatic Resources
12. Environment Science - Forestry & Wildlife
13. Environment Science - Environmental Science (Soil & Water)
14. Healthy Living - Health/Fitness/Physical Activity
15. Healthy Living – Foods/Nutrition/Healthy Eating
16. Healthy Living - Safety
17. Science & Technology
18. Science Experiment/Invention Project (will the new Science/Engineering Score Sheet)
19. Open Class (please describe)

The University of New Hampshire Cooperative Extension is an equal opportunity educator and employer. University of New Hampshire, U.S. Department of Agriculture and N.H. counties cooperating.

NH 4-H Presentation Evaluation

Action Exhibit

Name: _____

Topic: _____

Age Range: _____/_____/_____

8-10 11-13 14-18

Presentation Organization	**1 Point**	**3 Points**	**5 Points**	**Score**
Subject Knowledge	Not enough information to judge speaker's knowledge on topic. Unable to answer judge's questions.	Adequate level of knowledge is demonstrated. Responds accordingly to questions, may be hesitant with response.	In-depth knowledge/understanding is demonstrated. Answers questions with clear, accurate response. May identify possible sources for unknown/unanswered questions.	
Visual Display	Display area is lacking prompts and organization or connection to topic area. Poster may be difficult to read.	Display area includes poster and prompts. Organized, however display may require explanation as to connection with topic.	Poster attractive, easily seen, understood, with appropriate logos. Poster and other prompts thoroughly convey topic being presented. Citations included if/where appropriate.	
Mechanics in Grammar	Poor grammar incorrect terminology and mispronunciations	Proper grammar, good vocabulary, no errors, clear meanings. Occasional spacers (ums, uh)	Clear and concise vocabulary, excellent clarity of meaning and no use of spacers.	
Logical Sequence (display and presentation)	No logical sequence with random jumping around. Irrelevant information or materials presented.	Material displayed and presented in logical order. Easy to understand	Excellent organization and flow in display and presentation. Creative and deliberate progression of ideas.	
Equipment/ Material Set-up & Usage	Did not assist with set-up, did not use materials to enhance presentation	Assisted with set-up, did not maximize use of materials to enhance presentation	Independent set-up, proper use of materials in order to enhance presentation	
			Section Total:	

Presentation Delivery	**1**	**3**	**5**	**Score**
Appearance	Some aspects of presentation appearance, ***within personal control of the presenter***, could be improved upon	Well groomed, neat, clean appropriate attire for public speaking.	Extra thought and effort given to appearance; dressed to coincide with topic of presentation; Above and beyond expectation.	
Enthusiasm & Inflection	Voice too soft, barely audible or not clear (pace). May lack sparks of enthusiasm- did not engage audience. Seldom to no eye contact with judges or audience.	Voice clear and projected well. Appropriate rate and volume of speech. Establishes eye contact inconsistently throughout. Conveys personal interest and enthusiasm.	Attracted and actively involved audience. Eye contact was consistently with entire audience throughout the presentation. Very clear voice, projects and modulates tone to enhance specific points.	
Posture & Poise	Slouches, leans or is too stiff. Body language indicates nervousness.	Generally calm, standing straight and attentive to audience.	Confident and relaxed with straight posture throughout presentation. Engages audience with a comfortable demeanor.	
			Section Total:	

Judges Initials _____

GRAND TOTAL

DEMONSTRATIONS

SIGN UP DEADLINES
Friday, February 14, 2020

What is it?
Demonstrations are an opportunity for members to share with others, something that they know "how to do". It also gives members the opportunity to learn more about one of the seven 4-H life skills, "communication". We need to communicate with others through a variety of ways all throughout our lives. 4-H demonstrations help members to learn new knowledge and be able to share it with others. Many of the skills learned in 4-H demonstrations, strengthen school projects and are beneficial in later work environments and college.

On to States
Each county may send their top two winners in each category within each age range; Juniors (age 8-10 by 1/1/20), Intermediates (age 11-13 by 1/1/20), and Seniors (age 14 and older by 1/1/20), however, the qualifying youth must have scored a minimum of 39 points (75%), minimum score for STEMonstrations is 31 points or (75%). Teams can be comprised of up to 3 members, and will compete in the division of their oldest member. Participants must be at least 8 years old to be eligible for State Activities Day consideration, and at least 12 years of age to be eligible for Eastern States Exposition.

Topics/Categories Demonstrations
Demonstrations can be done in several different project categories as outlined below. Any 4-Her, 8-18 years of age can do a demonstration, whether they have been in a project for one or many years. They should select the category which is most appropriate for what they are demonstrating.

When completing the Sign Up form, please select the category that best fits the demonstration topic so we can organize rooms. If you have a demonstration that does not resemble one of the above, use #19 (Open Class) and describe the subject matter so we can group it most appropriately.

Attention Animal Science Members
Demonstrations make a great way to educate others about some aspect of your project. Let's see clubs represented at this event!

Important Note about Demonstrations
No live animals are allowed. If you are doing an animal presentation, you must use a stuffed animal. Be aware that live animals may not be accepted at Eastern State Exposition New England Center. **Firearms may not be included in any exhibit** for State or Eastern States. For presentations related to firearms, models or photos must be substituted.

Horse Demonstration
As a county, we can send 2 Individual Intermediate, 2 Individual Senior Horse Demonstrations and 2 Senior Team Horse Demonstrations on to State Activities Day. Please see additional rules and guidelines online when preparing for your demonstration. **Use Category 2 to register.** More info: https://extension.unh.edu/resources/files/Resource003594_Rep5141.pdf

What is a STEMonstration?
It is a demonstration explaining the details of the STEM based project completed by the 4-Her. It should show and tell what was done and learned during the project. STEMonstrations should be based on a hypothesis and follow scientific inquiry process to show outcomes. As we look to have youth enjoy science and really learn basic science skills what better way to do it than by putting together a science demonstration. Many of our youth have been involved in science fairs in school and the 4-H event will help them expand on science further. Better yet, it will challenge our 4-Hers to find the SCIENCE in their 4-H project! **CATEGORY #18 on the "Demonstration Registration Sheet".**

The University of New Hampshire Cooperative Extension is an equal opportunity educator and employer. University of New Hampshire, U.S. Department of Agriculture and N.H. counties cooperating.

Length of Demonstration
The length may vary with the subject of the talk, but generally:

Juniors (8-10 years old):	3-8 minutes
Intermediate (11-13 years old):	4-9 minutes
Seniors (14 & older):	5-10 minutes

Posters/Visual and Finished Product
In most cases, posters/visuals are very much a part of a demonstration. They help members remember parts of their demonstrations - listing steps of recipes; a cover poster can be used to introduce the demonstration and the demonstrator. A summary poster can help recap what the member did. Posters add clarity because hearing and seeing help people remember better. Members should have a finished project to show at the end of their demonstration.

Questions
Members should be prepared to ask their audience if they have any questions and answer questions from the judges. Members may also be asked to talk briefly with the judges after their presentations.

Volunteers Needed
Volunteers are needed for each of the various events. Please help us tap some of the talents of parents and volunteers in your club to help us with these events. Use the enclosed volunteer sheet to provide us with information. 4-H Alumni make great volunteers as well.

How to do a Demonstration Guide
Not sure how to do a demonstration or how to teach your members? Call for the Demonstration Guide which walks you through the steps of how to put one together. This guide, if followed, will give key points for doing a demonstration.

Foods Demonstration
All food demonstrations will need to be sure they have a barrier between them and the food they are preparing. Gloves, spoons, spatulas can serve as barrier protection depending on the demonstration.

Resources & Score Sheets:
Available on the website at:
https://extension.unh.edu/events/merrimack-county-4-h-presentation-day

Categories / Subject Areas are:
1. Animal Science - Horse Public Speaking (Seniors Only)
2. Animal Science - Horse
3. Animal Science - Livestock & Dairy Production
4. Animal Science - Small & Companion Animals
5. Animal Science - Poultry
6. Citizenship & Civic Education – Citizenship / Community Service
7. Communication & Expressive Arts - Arts & expression
8. Consumerism - Family & Consumer Sciences
9. Consumerism - Hospitality, Etiquette, & Social Graces
10. Environment Science - Bugs & Bees
11. Environment Science - Fisheries and Aquatic Resources
12. Environment Science - Forestry & Wildlife
13. Environment Science - Environmental Science (Soil & Water)
14. Healthy Living - Health/Fitness/Physical Activity
15. Healthy Living – Foods/Nutrition/Healthy Eating
16. Healthy Living - Safety
17. Science & Technology
18. Science Experiment/Invention Project (using the new Science/Engineering Score Sheet for STEMonstrations)
19. Open Class (please describe)

The University of New Hampshire Cooperative Extension is an equal opportunity educator and employer. University of New Hampshire, U.S. Department of Agriculture and N.H. counties cooperating.

NH 4-H Presentation Evaluation

Demonstrations

Name: _____

Topic: _____

Age Range: _____/_____/_____
8-10 11-13 14-18

Presentation Organization	**1 Point**	**3 Points**	**5 Points**	**Score**
Subject Knowledge	Insufficient information to judge speaker's knowledge on topic. Unable to answer judge's questions.	Adequate level of knowledge demonstrated. Responds accordingly to questions, may be hesitant with response.	In-depth knowledge/understanding demonstrated. Repeats question giving clear, accurate response. May note possible sources for unknown or unanswered questions.	
Introduction	Lacks opening statement, no connection to the audience. Brief or inadequate intro to topic or self.	General introduction statement, stimulates interest in subject. Concise and complete personal introduction.	Engages audience attention with creative opening remarks and personal introduction. Smooth transition into presentation.	
Summary	No summary provided.	Minimal/partial summary or new material introduced at end of presentation.	Clear, concise summary of main key points with feeling of closure conveyed.	
Proper Use of Visual Aids (cards, screen, notes)	No notes or cues used when clearly needed; or totally relied upon aids	Good use of aids as quick reference. Smooth transitions, no interference from visual aids.	Flawless use of visual aids and cues.	
			Section Total:	

Presentation Delivery	**1 Point**	**3 Points**	**5 Points**	**Score**
Appearance	Aspects of presentation appearance, ***within personal control of the presenter***, could be improved upon	Well groomed, neat, clean appropriate attire for public speaking.	Extra thought and effort given to appearance; dressed to coincide with topic of presentation; Above and beyond expectation.	
Enthusiasm & Inflection	Voice too soft, barely audible or not clear (pace). May lack sparks of enthusiasm	Voice clear, projected well. Appropriate rate and volume of speech. Conveys personal interest and enthusiasm	Very clear voice, projects and modulates tone to enhance specific points. Infectious enthusiasm and attitude displayed throughout	
Eye Contact	Seldom to no eye contact with judges or audience.	Eye contact with one or two focal points without visually addressing rest of room	Establish eye contact with entire audience consistently throughout presentation	
Posture & Poise	Slouches, leans or is too stiff. Body language indicates nervousness.	Generally calm, standing straight and attentive to audience.	Confident/relaxed, straight posture throughout presentation. Engages audience with comfortable demeanor.	
			Section Total:	

Presentation Mechanics	**YES (3 pt)**	**No (0 pt)**	**Score**
Grammar: (Appropriate terminology and pronunciation, articulation, spelling)			
Sources: (Current & Credible)			
Length of Time: (Adequately covers topic within allotted time)			
Equipment/ Material Set-up & Usage: (Independent set-up, proper use of materials in order to enhance presentation)			
		Section Total	

Judges Initials _____

GRAND TOTAL

NH 4-H STEMonstration Evaluation

(Science, Technology, Engineering or Math Demonstration)

Name(s): _____
County: _____
Topic: _____
Age Range: _____/_____/_____
8-10 11-13 14-18

A STEMonstration, is a demonstration explaining the details of the STEM based project completed by the 4-Her. It should show and tell what was done and learned during the project.

Presentation Organization	1 Point	3 Points	5 Points	Score
Topic & Process	Presents little or no explanation of *what was done* in the project or *how it was done*. Gives only a little or no detail of the process.	Presents a good explanation of *what was done* in the project or *how it was done*. Gives a good picture of what was done, some small details may be missing.	Presents a thorough explanation of *what was done* in the project and *how it was done*. Gives an excellent picture of what was done and includes a high level of detail.	
Subject Knowledge & Understanding	Does not explain *what was learned* and shows only a little to no *understanding of subject matter*.	Gives a good explanation of *what was learned* and shows good basic *understanding of subject matter*.	Gives an excellent explanation of *what was learned* and shows a thorough *understanding of subject matter*.	
Clarity of Visuals	Visual aids not included, poorly made or unclear.	Visual aids are mostly clear and neat. They generally help to make points or illustrate concepts.	Visual aids are very clear and neat. They make points and illustrate concepts in a cohesive manner.	
Questions	Does not *answer questions* or gives incorrect answers and shows little *understanding of subject matter*.	*Generally answers questions* thoughtfully and effectively, and shows a good *understanding of subject matter*.	*Questions are answered* clearly and shows an excellent *understanding of subject matter*.	
Presentation	Presentation follows no particular *order (introduction-body-conclusion)* and speaker does not maintain *audience interest*.	Presentation generally follows a *logical order (introduction-body-conclusion)* and flows nicely, speaker maintains *audience interest*.	Presentation follows a *logical order (introduction-body-conclusion)* and flows well, speaker is excited and builds *audience interest*.	
			Section Total:	

Presentation Delivery	1 Point	3 Points	5 Points	Score
Speaking & Voice	Speaker is quiet and difficult to understand. *Voice volume, tempo and clarity* detract from presentation.	Speaker is generally easy to understand. *Voice volume, tempo and clarity* may have some minor inconsistencies.	Speaker is loud and clear. Voice is very easy to understand, *volume, tempo and clarity* show no inconsistencies.	
Manner and Appearance	Speaker does not *address or use physical gestures to engage the audience*. Appearance - untidy.	Speaker generally *addresses or uses physical gestures to engage the audience*. Appearance - well dressed.	Speaker continually *addresses or uses physical gestures to engage the audience.* Appearance - smartly dressed.	
			Section Total:	

Mechanics of Presentation	**YES (3 pts)**	**No (0 pt)**	**Score**
Grammar: (Appropriate terminology and pronunciation, articulation, spelling)			
Length of Time: (Adequately covers topic within allotted time)			
		Section Total:	

Judges Initials _____

GRAND TOTAL

University of New Hampshire
Cooperative Extension

Individual and Team Presentation (Demonstration and Illustrated talk) Rules & Resources

1. The subject must pertain to the horse industry. Presentations not appropriately related to the horse industry may be disqualified at the discretion of the judges.
2. The presentation may be a demonstration or illustrated talk. All references to the term "presentation" or "demonstration" in these rules include either demonstration or illustrated talk. A demonstration is a presentation of a step by step procedure with an end product or result. An illustrated talk is a presentation of an idea or topic that uses visual aids to convey the message. Both presentation forms are acceptable and will be evaluated equally, although the delivery methods are different as defined above. Both should utilize visual aids to help convey the major points of the presentation and more than one type of visual aid is preferable. Visual aids may include but are not limited to: handouts, posters, props, videos, slides, and computer generated media (PowerPoint, websites, etc.). No live animals may be used.
3. Contestants may use notes. However, excessive use of notes may be counted against the contestant at the discretion of the judge(s).
4. A public address system/ microphone will NOT be used during the contest.
5. Participants must supply their own props. An easel and a table will be provided for the presenter's use. Contestants must provide all of their own equipment. An LCD projector MAY be available; please check with county staff or State 4-H Office or bring your own if needed.
6. Creative audio visual aids may be used but the contestant must be involved in making or designing them.
7. During the contest, the contestants may introduce themselves by name, county and presentation topic.
8. Time limits:

   Individual: Intermediates 5- 10 Minutes Seniors 9 – 12 Minutes

   Team presentation: Intermediates 8-12 Minutes Seniors 10-15 Minutes

   One point will be deducted from the total score on each judge's score sheet for every minute (or fraction of a minute) over or under the allotted time.
9. Contestants should cite their major references after the conclusion of their presentation. This is not counted in the allotted time.
10. No coaching is allowed from audience members, parents or coaches during the presentation.
11. No videotaping or photographing of presentations is allowed during the contest, except by respective team coaches or their designees.
12. Contestant order will be announced the day of the contest.
13. The judges will ask the contestant appropriate question(s). After the judges have asked questions, the audience may ask questions, but responses to audience questions will not affect contestant score.
14. Improper attire will be a violation and appropriate points deducted on the scorecard. Improper attire will be determined at the discretion of the judges. Business attire or dress appropriate to the speech is acceptable.
15. Two-three judges will each score presentations independently. After all presentations,judges may confer and discuss evaluations. Each judge assigns his or her final scores and then cumulative final scores are tabulated to determine the final placing.
16. Ties will first be broken by the judges' accumulated delivery score, second by the judges' accumulated organization score and third on content and accuracy score.
17. The score sheet attached (or a similar score sheet) will be used.

UNH Cooperative Extension is an equal opportunity educator and employer.
University of New Hampshire, U.S. Dept. of Agriculture and NH counties cooperating. January 2019

University of New Hampshire
Cooperative Extension

New Hampshire 4-H Horse Communications Contest Score Sheet

Individual and Team Presentations (Includes Demonstrations and Illustrated Talks)

Name_____ _____ Intermediate (11-13) ___Senior (14-18)___

Name_____ _____ Intermediate (11-13) ___Senior (14-18)___

Title of Presentation _____ Club/County _____

Each item must be scored by checking the box that best describes the presentation. The numerical value of each x appears at the head of its column. Key: O = Outstanding, S = Satisfactory, NI = Needs Improvement

CRITERIA (If not applicable give 5 points)	**O 5**	**4**	**S 3**	**2**	**NI 1**	**COMMENTS**
INTRODUCTION – 10 points						
Introduction creative, aroused interest						
Introduction was short and to the point.						
ORGANIZATION – 25 points						
One main idea was demonstrated						
Clear order or logical sequence, if team, teamwork. Discussion related to each step as it was shown.						
Visual aids attractive, correct, easily seen & understood						
Materials and equipment were carefully selected, neatly arranged and well organized.						
Key points for each step were stressed.						
CONTENT AND ACCURACY – 25 points						
Facts and information presented were accurate.						
Enough information was presented about the subject.						
Approved practices were used.						
Appropriate credit was given to sources of information						
Content was appropriately related to the horse industry.						
STAGE PRESENCE – 10 points						
Presenter(s) were neat and appropriately dressed for the subject of the presentation.						
Effectively used voice & eye contact to engage audience Pace of presentation was appropriate.						
DELIVERY – 15 points						
Presenter appeared to enjoy giving the presentation If Team presentation, presenters worked equally						
Used correct grammar, terminology, pronunciation. Presenter seemed to choose words as they were spoken (preferred) as opposed to a memorized presentation?						
If notes were used, it was done without detracting from the presentation.						
EFFECT ON AUDIENCE – 5 points						
Audience showed an interest in the presentation. Could they go home and carry out the idea?						

UNH Cooperative Extension is an equal opportunity educator and employer.
University of New Hampshire, U.S. Dept. of Agriculture and NH counties cooperating. January 2019

University of New Hampshire
Cooperative Extension

SUMMARY – 10 points						
Summary was short and interesting; key points were briefly reviewed and summary properly wrapped up the presentation.						
Presenter handled questions easily						
TOTAL FOR EACH COLUMN						
Comments:						**Total Score**

Time: _____ Points deducted ___

Time Limits:

Individual: Intermediates 5- 10 Minutes Seniors 9 – 12 Minutes

Team presentation: Intermediates 8-12 Minutes Seniors 10-15 Minutes

Time Deduction: Deduct 1 ptt from the total score of each judge for each minute or fraction of a minute under or over that allowed.

Introduction -- 10 point range (O) aroused interested and added to presentation (S) appropriate (NI) needs improvement
Introduction was creative and interesting without being overly dramatic and detracting from the topic.
Introduction was short and to the point without being too brief.
Organization -- 25 pts range (O)Organized, logical & skillfully added to the presentation (S) - acceptable (NI) needs improvement
One main idea was demonstrated without distraction from unrelated ideas.
The demonstration was done in a clear and logical order; teamwork was equal if a team.
Visual aids were clear, legible and understood. Posters, computer presentations, and other materials may be used.
Materials and equipment were neatly arranged and well organized without clutter or unneeded items being used.
Key points for each step were shown, including tips for success and cautions if applicable.
Content and Accuracy -- 25 points (O) extremely accurate and thorough (S) effective (NI) needs improvement
Facts and information were all accurate. Opinion or speculation was not presented as fact.
The topic was covered thoroughly and enough information was presented.
Approved practices were used, including safety measures when appropriate.
Appropriate credit was given to information sources including publications, websites and individuals.
Stage presence --10 points range (O) style and demeanor added to presentation (S) appropriate (NI) needs improvement
The presenter was neat & appropriately dressed in apparel suited to the topic. (for example riding apparel for a saddling demo)
The speaker directed his or her speech directly to the audience using eye contact and voice projection
Delivery -- 15 points range (O) delivery expertly added to the presentation (S) satisfactory (NI) needs improvement
Presenter(s) appeared to enjoy the presentation; teams worked together equally if applicable.
Correct grammar, pronunciation, terminology was used. The words appeared to be chosen at the time rather than memorization.
Notes were used sparingly, if at all. Reading of notes or script should be heavily penalized.
Effect on audience -- 5 pts range (O) Audience maintained avid interest (S) -- satisfactory (NI) needs improvement
The audience showed an interest and the demo conveyed the ability to carry out the idea.
Summary -- 10 pts range (O) the conclusion added to the presentation, reinforcing ideas (S) satisfactory (NI) needs improvement
The summary was short, interesting; key points and areas of interest were reviewed and summarized.
The presenter answered questions easily; the content of the question was implied in the answer or the question was repeated.

UNH Cooperative Extension is an equal opportunity educator and employer.
University of New Hampshire, U.S. Dept. of Agriculture and NH counties cooperating. January 2019

PUBLIC SPEAKING

SIGN UP DEADLINE
Friday, February 14, 2020

What is it?
It has been said that public speaking is the number one fear of most Americans. 4-H gives youth a jump start on this skill by offering an opportunity for members to learn skills needed in public speaking and to have the opportunity to present their skill for feedback from a panel of judges. This opportunity is provided at the 4-H Public Speaking event. Members are evaluated based on their age and number of years in the Public Speaking program. Parents and youth both report this program teaches self-confidence.

Who Can Take Part?
Any 4-H Member between the ages of 5 – 18 as of January 1st of the current year. Cloverbuds are eligible to participate in Public Speaking!

Is There a Set Topic?
Members may choose the topic of their choice which can be their favorite project or a very formal talk on a specific project or area of interest. Some suggested general topic areas to consider are: Home/Family, School, Current Issues, Trips/Vacation, Humorous Topics, Historical Events and Favorite Pet.

Suggested Length of Time for Speech

Cloverbud (5-7 years old):	1-3 minutes
Juniors (8-10 years old):	2-4 minutes
Intermediates (11-13 years old):	3-8 minutes
Seniors (14 and older):	5-10 minutes

How is the Judging Done?
Depending on the number of registrations, age groups are generally divided out into 8-10 year olds, 11-13 year olds and seniors, 14 and older. Sometimes this is adjusted and more than two age groups may be arranged together in order to accommodate a better organized program. Cloverbuds will be in their own non-competitive room.

Cloverbuds Show & Tell
5-7 year old Cloverbud members can present a "Show & Tell". This is a non-competitive and fun way to share what you like and learn from others, too. Show & tell presentations should be 1 to 3 minutes.
****This event is not a Qualifying event for State Activities Day.**

Interpretive Reading
4-Hers read a favorite poem, story, famous speech, or part of a book. Reading out loud with expression is a skill that bring alive the message to the audience. It's okay to bring props to complement your reading. Time limit for all ages is 3 – 5 minutes.
****This event is not a Qualifying event for State Activities Day.**
*****This event is NOT open to Cloverbuds.**

Horse Public Speaking
State Representation – Each county can send 2 Intermediate Members (11-13) and 2 Senior Members, (14-18) to State to compete for National Horse Roundup. Let's see our horse members take advantage of this opportunity.

Speech Titles
Please encourage members to have a title at the time they sign up. We must have speech titles and information prior to the event. Members are not to repeat a speech from a previous year. A topic must be changed or presented on another aspect of a subject. All presentations needs to be new work completed since May 30, 2019.

Resources & Scoresheets
Public Speaking Resources available at:
https://extension.unh.edu/events/merrimack-county-4-h-presentation-day

Volunteers
We need adults and youth (12 & Older) to help as volunteers. Suggest volunteers that are available by filling out the Volunteer Registration Sheet.

The University of New Hampshire Cooperative Extension is an equal opportunity educator and employer.
University of New Hampshire, U.S. Department of Agriculture and N.H. counties cooperating.

NH 4-H Presentation Evaluation

Public Speaking

Name: _____

Topic: _____

Age Range: _____/_____
11-13 *14-18*

Presentation Organization	**1 Point**	**3 Points**	**5 Points**	**Score**
Overall Persuasive Impact	Key ideas were unclear or lacking throughout the presentation.	Key ideas organized and presented however not entirely persuasive.	Key ideas/points were effectively persuasive	
Introduction	Lacks opening statement, no connection to the audience. Brief or inadequate intro to topic or self.	General introduction statement, stimulates interest in subject. Concise and complete personal introduction.	Engages audience attention with creative opening remarks and personal introduction. Smooth transition into presentation.	
Summary	No summary provided.	Minimal or partial summary or new material introduced at end of presentation.	Clear, concise summary of main key points with feeling of closure conveyed.	
Proper Use of Visual Aids (cards, screen, notes)	No notes or cues used when clearly needed; or totally relied upon aids	Good use of aids as quick reference. Smooth transitions without interference from visual aids.	Flawless use of visual aids and cues.	
			Section Total:	

Presentation Delivery	**1 Point**	**3 Points**	**5 Points**	**Score**
Appearance	Some aspects of presentation appearance, ***within personal control of the presenter***, could be improved upon	Well groomed, neat, clean appropriate attire for public speaking.	Extra thought and effort given to appearance; dressed to coincide with topic; Above and beyond expectation.	
Enthusiasm & Inflection	Voice too soft, barely audible or not clear (pace). May lack sparks of enthusiasm	Voice clear and projected well. Appropriate rate and volume of speech. Conveys personal interest and enthusiasm	Clear voice, projects/modulates tone to enhance specific points. Displayed infectious enthusiasm and attitude throughout	
Eye Contact	Seldom to no eye contact with judges or audience.	Established eye contact with one or two focal points without visually addressing rest	Establish eye contact with entire audience consistently throughout presentation	
Posture & Poise	Slouches, leans or is too stiff. Body language indicates nervousness.	Generally calm, standing straight and attentive to audience.	Confident/relaxed with straight posture throughout presentation. Engages audience with a comfortable demeanor.	
			Section Total:	

Mechanics of Presentation	**YES (3 pts)**	**No (0 pt)**	**Score**
Grammar: (Appropriate terminology and pronunciation, articulation, spelling)			
Length of Time: (Adequately covers topic within allotted time)			
		Section Total:	

Judges Initials _____

GRAND TOTAL

University of New Hampshire
Cooperative Extension

Interpretive Reading Score Sheet

Name_____Age (as of 1/1) ____ Jr._____ Int._____ Sr._____

Club_____ County _____

Title of Reading_Author/Source_____

Criteria	O 5	 4	S 3	 2	NI 1	Comment
Individual - 10 points						
Dressed appropriately, well groomed, good posture						
Poised, self-confident						
Degree of Difficulty - 10 points						
Selected topic appropriate for reader						
Aroused and held audience interest						
Delivery - 35 points						
Projected voice well						
Maintained good eye contact						
Paced delivery for smooth effect						
Used proper pronunciation and clear enunciation						
Read with expression and inflection						
Used creativity in presentation						
Utilized gestures, if appropriate						
Total for each column						
Overall Impression - 10 Points						
Total Score						

Evaluator's overall comments

Description of Criteria - 4-H Interpretive Reading

Individual - 10 points - O - Outstanding, S- Satisfactory, NI - Needs improvement
Dressed in clothing appropriate for activity, i.e. apron if cooking. Neat and clean with hair groomed. Stood or sat comfortably with no slouching or leaning on objects.
Poised, self-confident, welcoming, appeared comfortable with topic and audience. Showed enthusiasm for topic.
Degreee of Difficulty - 10 points - O - Outstanding, S- Satisfactory, NI - Needs improvement
Level of presentation and skills displayed was appropriate for ability and experience of presenter.
Effectively used voice technique including a pleasing variety of tone, pitch, volume, pace, and expression to deliver reading.
Delivery - 35 points - O - Outstanding, S- Satisfactory, NI - Needs improvement
Audience attention held through use of pleasant voice projected and easily heard through the space.
Regular eye contact with members of the audience when appropriate.
Facial expressions, body and gestures natural and intentionally used to enhance presentation, avoided distraction motions. Movements were effective in emphasizing presentation.
Familiarity with reading leading to a natural presentation.
Overall Impression - 10 points
This section allows the judge to recognize outstanding presentations and creativity. This is the place to add additional points and comments for exhibit.

University of New Hampshire
Cooperative Extension

Public Speaking Rules & Resources

1. The subject must pertain to the equine industry. Speeches, not appropriately related to the equine industry, may be disqualified at the discretion of the judges.
2. No visual aids may be used. PowerPoint presentations, props, slides and posters not allowed.
3. No coaching from audience members, parents or coaches allowed during the speech.
4. Contestants may use notes. However, excessive use of notes may be counted against the contestant. This will be at the discretion of the judges.
5. A public address system will not be used during the contest, but a podium or table will be provided.
6. During the event, the contestants may introduce themselves by name, county and speech topic.
7. Time limits are: 5-8 minutes for intermediates (age 11-13) and 7-10 minutes in length for seniors (age 14-18). One point will be deducted from the total score on each judge's score sheet for every minute (or fraction of a minute) over or under the allotted time.
8. Contestants should cite their major references after the conclusion of their speech. This time will not be counted in the allotted time.
9. The judges will ask the contestant appropriate question(s). After the judges have asked questions, the audience may ask questions, but responses to audience questions will not affect contestant score.
10. Only videotaping or photographing of presentations is allowed by respective participant or their designees.
11. Contestant order will be randomly assigned with coordination of other events in which contestants are participating, and will be announced by the event program.
12. Two-three judges will each score presentations independently. After all presentations are complete and scores are tabulated, judges may confer and discuss evaluations. Each judge assigns his or her final scores and then cumulative final scores are tabulated to determine the final placing.
13. Ties will be broken first by the judges' accumulated delivery score, second by the judges' accumulated organization score and third on content and accuracy score.
14. Improper attire will be a violation and appropriate points deducted on the scorecard. Improper attire will be determined at the discretion of the judges. Business attire or dress appropriate to the speech is acceptable.
15. The score sheet attached (or a similar score sheet) will be used.

UNH Cooperative Extension is an equal opportunity educator and employer.
University of New Hampshire, U.S. Dept. of Agriculture and NH counties cooperating. January 2019

University of New Hampshire
Cooperative Extension

New Hampshire 4-H Horse Communications Contest
Score Sheet
Public Speaking

Name_____ _____ Intermediate (11-13) ___Senior (14-18)___

Title of Speech _____ Club/County _____

Each item must be scored by checking the box that best describes the presentation. The numerical value of each x appears at the head of its column. Key: O = Outstanding, S = Satisfactory, NI = Needs Improvement

CRITERIA	O 5	4	S 3	2	NI 1	COMMENTS
INTRODUCTION – 10 points						
Introduction creative, aroused interest						
Introduction was short and to the point.						
ORGANIZATION – 15 points						
Main points were easy to follow & arranged in logical order?						
Sentences short and easy to understand						
Speech was interesting.						
CONTENT AND ACCURACY – 20 points						
Facts and information were accurate.						
Enough information was presented about the subject.						
Appropriate credit was given to sources of information						
Content was appropriately related to the horse industry.						
STAGE PRESENCE – 15 points						
Speaker was neat and appropriately dressed.						
Speaker talked directly to and looked at the audience.						
Speaker's posture was erect, but not stiff. Speaker refrained from leaning on the podium and seemed relaxed and at ease.						
DELIVERY – 20 points						
Speaker used appropriate voice control.						
All the words were pronounced correctly.						
If notes were used, it was done without detracting from the presentation.						
The speaker chose words at the time they were spoken (preferred) as opposed to a memorized or ready-type delivery.						
GENERAL – 10 points						
The speaker conveyed a sense of wanting to communicate?						
The speech reflected the thoughts & personality of the speaker?						
CONCLUSION – 10 points						
The conclusion was short, interesting and properly wrapped up the speech						
Presenter handled questions easily						

UNH Cooperative Extension is an equal opportunity educator and employer.
University of New Hampshire, U.S. Dept. of Agriculture and NH counties cooperating. January 2019

University of New Hampshire
Cooperative Extension

TOTAL FOR EACH COLUMN						
						Time: ____ Points deducted __
Evaluator's overall comments					**TOTAL SCORE**	

Time Limits: Intermediates 5-8 Minutes Seniors 7-10 Minutes

Time Deduction: Deduct 1 point from the total score of each judge for each minute or fraction of a minute under 5 or 7 minutes or over 8 or 10 minutes (depending on division).

Introduction -- 10 point range (O) aroused interested and added to presentation (S) appropriate (NI) needs improvement
Introduction was creative and interesting without being overly dramatic and detracting from the topic.
Introduction was short and to the point without being too brief.
Organization -- 15 pts. range (O)Organized, logical & skillfully added to the presentation (S) - acceptable (NI) needs improvement
The main points were easy to follow, engaging and told in a logical order. A story was told.
The sentences were short and easy to understand. A large word was not used if a small word was appropriate.
The speech was interesting and informative.
Content and Accuracy -- 20 points (O) extremely accurate and thorough (S) effective (NI) needs improvement
Facts and information were all accurate. Opinion or speculation was not presented as fact.
The topic was covered thoroughly and enough information was presented.
Appropriate credit was given to information sources including publications, websites and individuals.
Content was appropriately related to the horse industry. Unrelated topics should be penalized or disqualified (see rules)
Stage presence --15 points range (O) style and demeanor added to presentation (S) appropriate (NI) needs improvement
The speaker was neat & appropriately dressed in apparel suited to the topic. Business attire is appropriate for most speeches.
The speaker directed his or her speech directly to the audience using eye contact and voice projection
The speaker had good posture without being stiff. Gestures were appropriate and not overdone.
Delivery -- 20 points range (O) delivery expertly added to the presentation (S) satisfactory (NI) needs improvement
Speaker used appropriate voice control, inserting emphasis and pauses to add impact.
All words were pronounced correctly and used appropriately.
Note were used sparingly, if at all. Reading of notes or script should be heavily penalized.
The words appeared to be chosen at the time of the speech; rigid memorization should be avoided.
General -- 10 pts range (O) speaker's skill and enjoyment added to the presentation (S) -- satisfactory (NI) needs improvement
The speaker conveyed a sense of wanting to communicate and deep interest in the topic.
The speech was suited to the personality, thoughts and body language s of the speaker.
Conclusion -- 10 pts range (O) the conclusion added to the presentation, reinforcing ideas (S) satisfactory (NI) needs improvement
The conclusion was short, interesting and wrapped up the speech; key points and areas of interest were overviewed creatively.
The presenter answered questions easily; the content of the question was implied in the answer or the question was repeated.

UNH Cooperative Extension is an equal opportunity educator and employer.
University of New Hampshire, U.S. Dept. of Agriculture and NH counties cooperating. January 2019

FOOD SHOW

SIGN UP DEADLINE
Friday, February 14, 2020

THERE ARE 3 WAYS TO PARTICIPATE IN THIS YEAR'S FOOD SHOW!

Event Categories Include:

- **A : Focus On Food**
  (youth 8 years & older)
- **B: Place Setting**
  (youth 5 years & older)
- **C: Food Art**
  (youth 5 years & older)

The Grilled Cheese Challenge will be held at 4-H Makers Expo on April 18th.

Program Format:

- **8:30 - 9:00 AM:** Registration/Set Up
- **9:00 - 11:00 AM**: People's Choice Contest, Creative Food Art & Place Settings
- **12:00 PM:** Awards Ceremony

Event Details:

- Arrive at event at 8:30 AM. The program starts at 9:00 AM.
- Too early an arrival means waiting around too long with food safety becoming a concern.
- The Food Show is in the lower section of the cafeteria.
- Once at the event, set up your entry **you do not need to stay with your entry.** We will have volunteers to watch over your stations.
- Once people have filtered through judging is complete and awards will follow.

The Purpose of This Event is to Have Members Demonstrate:

- The ability to plan and prepare a nutritious food item.
- Knowledge of basic nutrition and food preparation skills. What are the health benefits of eating this food?
- Communication skills, teamwork, creativity, cleanliness, food safety, etc.
- How to arrange a creative place setting

Who Can Take Part?
All 4-H members ages 8-18 can participate in the Food Show. Youth 5-7 can enter the place setting category and the Food Art Category.

Cloverbuds & Parents Are Welcome!
Cloverbuds are welcome to participate in the Food Art and Place Setting categories. Cloverbuds will receive participation ribbons.

"Go", "Slow", & "Whoa" Foods:
The National Institute for Health has a great kid-friendly chart for determining
Simple ways to recognize foods that are the smartest choices.
https://www.nhlbi.nih.gov/health/educational/wecan/downloads/urwhateat.pdf

Recipe Choices:
This is a Healthy Living event where we are trying to promote good eating choices and healthy recipes. When working with members, please have them pick appropriate recipes for their age. Choosing nutritious recipes is important. Recipes that use whole grains, reduced fat, salt, and sugar should be encouraged.

No Peanuts or Tree Nuts in Recipes:
There is no use of nuts in recipes due to serious nut allergies. Avoid recipes with mayonnaise or whip cream, as they don't keep and we need to be concerned about food safety. Recipes should not be submitted that include alcohol as an ingredient.

Keep Food Safety in mind when transporting your food and having it available to taste. If you have a hot food, you need to provide the proper food container to keep it hot. We have limited electrical outlets to keep it at proper temperatures. Be sure all food is thoroughly cooked. Bring cold packs for items that need to remain cold.



What type of bean cannot grow in a garden? .... A jelly bean!

A. FOCUS ON FOOD:

THE PEOPLE'S CHOICE AWARD!

Those attending the event will vote for their favorite dish. Bring in a homemade food item containing **BEANS/LEGUMES**. Yup beans! Any kind you wish: Black beans, Black-eyed peas, Cannellini beans, Chickpeas, Fava beans, Kidney beans, Pinto beans, Navy Beans, Lima beans, peas, & lentils… we'll even take string beans if that's your pleasure. Your entry can be either sweet or savory. Beans are a great source of protein and fiber. They're inexpensive and with the right spices, they're delicious!

Recipe Card:

Your dish must contain a Recipe Card. We have created a Recipe Card for this purpose for you to use! Please fill out the Recipe Card we have provided in this packet and bring it to Food Show to set up with your Focus on Food Entry.

Focus on Food Instructions:

- Make a food item using beans/legumes as an ingredient and bring it to the event.
- A copy of the recipe must be included with your entry, your name should be on the backside. **Use the Recipe Card provided in this packet.**
- Food must be made by the exhibitor and brought to the event ready to serve.
- Each participant should make enough food samples to be tasted by everyone in attendance (approximately 40 tastings).
- There will be one "tasting" of each item per person. Soufflé cup size would be great, we will provide some at the event to use as well.
- Bring serving utensils for food item(s).
- Adults and youth in attendance will be given the opportunity to vote for their one favorite food entry.
- This category does not have a scoresheet and the entry will be judged on taste alone.
- The 3 entries that receive the largest number of votes will earn the People's Choice during the awards ceremony.

Consider making a Healthy Living Poster this year on the benefits of BEANS/LEGUMES. We will showcase all bean/legume themed posters along the wall in the People's Choice Award area for all to see as they sample the selections. You'll also receive a special participation gift for using the bean/legume theme.

B. PLACE SETTING DISPLAY:

Every participant may have ONE informal place setting display.

- This is an individual effort.
- Place Settings is based on a theme.
- Select and organize a place setting for one person. You must use a placemat, napkin, utensils, dishes, glassware or cups, a simple centerpiece or focal point and another components you deem appropriate for your theme.
- Entries will be judged by the people on theme, cleanliness, organization, color and creativity.
- No menu needed.
- **Your Place Setting Entry must contain a Place Setting Card.** We have created a Place Setting Card for this purpose for you to use! Please fill out the Place Setting Card we have provided in this packet and bring it to Food Show to set up with your Place Setting Entry.
- All participants will receive judging feedback and a ribbon. Plus three best of show ribbons will be awarded.

C. CREATIVE FOOD ART:

Work as an individual or team to create food art using ingredients and tools provided the day of the event. **No pre-plating the art must be made by the youth at the event.**

- 4-Hers will enter as individuals or teams of two (within the same age division).
- Use a variety of ingredients to create your artwork.
- This is a timed event and all participants will be given 30 minutes to slice, prepare and display their art. All work must be done at the event.
- 4-Her's will be scored on creativity, originality, food safety, and construction. See scoresheet for further criteria.
- All participants will receive judging feedback and a ribbon. Plus three best of show ribbons will be awarded.
- Entries *must include* a **Creative Food Art Name Card** with your entry that includes name, club, age, and title of your food art. We have provided a name card template in this packet for you to bring to Food show and set up with your design.

Directions:

1. Cut along **dotted** black line.
2. Fold along **solid** black line.
3. Fill out information needed for Food Show.
4. Bring to the event and set up with your entry.

Made a mistake? Print this page out at the following website: http://bit.ly/presentationday2020

Cut

Cut

Cut

Cut

Fold

2020
Focus On Food
Entry

Name: _____

4-H Age: _____

4-H Club: _____

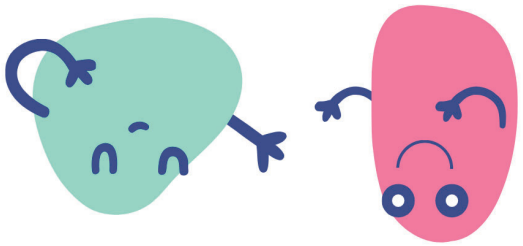

4-H Recipe Card

Focus On Food Key Ingredient: Beans or Legumes

Recipe Name: _____

Ingredients:

Directions:

4-H Creative Food Art

Name: _____

4-H Age: _____

4-H Club: _____

Title: _____

4-H Place Setting Card

Name: _____

4-H Age: _____

4-H Club: _____

Title: _____

Theme: _____

PLACE SETTING

Full Name: _____

Club: _____

Criteria:	**Possible Points**	**Points Earned**
Color, dishes, silver, glassware, linen, etc. all match the theme.	5	
All items are cleaned appropriately, in good condition and organized neatly.	5	
Setting is complete and set out appropriately without overcrowding and with convenience in mind.	5	
Youth used creativity in color, design, texture and shape that is pleasing/coordinated. Setting has overall attractive appearance.	5	
Theme is carried out in menu – which is clearly written and uses proper grammar/format. Menu seems appropriate and complete for theme/meal.	5	
TOTAL SCORE:		
Comments:		

Judges Initials: _____

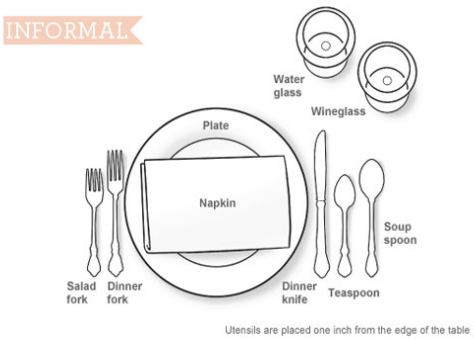

The University of New Hampshire Cooperative Extension is an equal opportunity educator and employer.
University of New Hampshire, U.S. Department of Agriculture and N.H. counties cooperating.

PLACE SETTING

Cloverbud

Full Name: _____

Club: _____

Criteria:	Check all that apply:
Color, dishes, silver, glassware, linen, etc. all match the theme.	
All items are cleaned appropriately, in good condition and organized neatly.	
Setting is complete and set out appropriately without overcrowding and with convenience in mind.	
Youth used creativity in color, design, texture and shape that is pleasing/coordinated. Setting has overall attractive appearance.	
Youth provided a tent style card with their name, club, age, and theme	
Comments:	

Judges Initials: _____

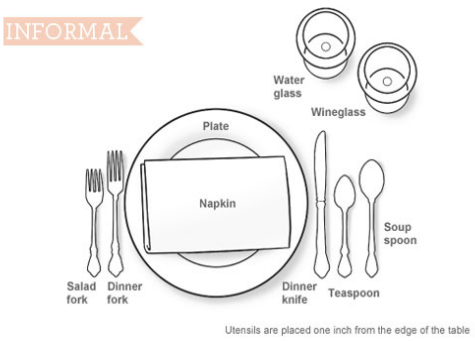

The University of New Hampshire Cooperative Extension is an equal opportunity educator and employer.
University of New Hampshire, U.S. Department of Agriculture and N.H. counties cooperating.

CREATIVE FOOD ART

Full Name: _____

Club: _____

Criteria:	**Possible Points**	**Points Earned**
Item is well made, constructed. Workmanship shows mastery of techniques.	20	
Healthy ingredients were noticeably included in the presentation.	20	
Design is creative and original.	20	
Entry is neat, clean and attractive.	10	
Item is creatively displayed.	10	
Food safety practices were used/demonstrated.	10	
Level of detail reflects age and experience.	5	
Design is created with the allotted time.	5	
	TOTAL SCORE:	
Comments:		

Judges Initials: _____

The University of New Hampshire Cooperative Extension is an equal opportunity educator and employer.
University of New Hampshire, U.S. Department of Agriculture and N.H. counties cooperating.

CREATIVE FOOD ART

Cloverbud

Full Name: _____

Club: _____

Criteria:	**Check all that apply:**
Item is well made, constructed. Workmanship shows mastery of techniques.	
Healthy ingredients were noticeably included in the presentation.	
Design is creative and original.	
Entry is neat, clean and attractive.	
Item is creatively displayed.	
Food safety practices were used/demonstrated.	
Level of detail reflects age and experience.	
Design is created with the allotted time.	
Comments:	

Judges Initials: _____

The University of New Hampshire Cooperative Extension is an equal opportunity educator and employer.
University of New Hampshire, U.S. Department of Agriculture and N.H. counties cooperating.

MOUSETRAP POWERED CARS

SIGN UP DEADLINE
Friday, February 14, 2020

What is it?
Can you build a model car and power it with a mousetrap? How far can you make it go? Join other young engineers and design and build your own mousetrap powered car. Make design modifications to make it roll faster and farther and then test your car to see if your design modifications work. Then race your car in the Merrimack County 4-H Maker Challenge to see how it measures up against the cars of other young engineers.

Who can participate?
The 4-H Mousetrap Powered Car Challenge is a contest for youth 8 & older to design and build a vehicle, powered solely by one standard-sized mousetrap, to travel as far as possible.

Challenge & Awards
- Distance Challenge: There will be a competition held during Merrimack County 4-H Presentation Day.
- Awards will be given to the top three cars.
- All cars will advance to NH 4-H Makers Expo on April 18, 2020.

Where can I sign up?
Use the "Mousetrap Powered Cars Registration Sheet" to sign up to participate.

Compliance Checklist
- Vehicle is powered by only one Victor brand mousetrap measuring: 1 ¾" x 3 7/8"
- The mouse trap is not physically altered except for the following:
  - holes can be drilled only to mount the mouse trap to a frame
  - the mouse trap's snapper arm may be cut and lengthened
- Vehicle is self-starting. They may not start with any additional potential and/or kinetic energy other than what can be stored in the mouse trap's spring.
- The spring from the mouse trap cannot be altered or heat treated.
- The mouse trap's spring cannot be wound more than its normal travel distance of 180 degrees.
- The vehicle must steer itself and may not receive a push in any direction in order to avoid a collision.
- All vehicles will go through a compliance check to be sure that it meets all the rules.
- Each participant may have up to three trials to race their car. The best measured distance will be scored.

Resources
Please contact the 4-H Office for a copy of the Mousetrap Powered Cars Curriculum or additional scoresheets or check out this website: https://extension.unh.edu/tags/4-h-mousetrap-cars for additional information.

The University of New Hampshire Cooperative Extension is an equal opportunity educator and employer.
University of New Hampshire, U.S. Department of Agriculture and N.H. counties cooperating.

4-H PHOTOGRAPHY CONTEST

Youth ages 8 & older may submit **one photo** to Merrimack County 4-H Presentation Day Photography Contest. Youth MUST REGISTER for this contest through their Clubs Organization Leader by February 14, 2020. Photographs are due to the 4-H Office on February 21, 2020 to be pre-judged on March 4, 2020. They will be on display at Presentation Day at Merrimack Valley High School on March 14, 2020.

- Photographs may be color or black & white.
- Prints must not exceed 9"x12" and taken after May 31, 2019. Entries can be matted and framed to a larger overall size.
- Entries must be have the completed form (below) securely attached to the back. All requested information is required.
- Photography Tips can be found here: https://extension.unh.edu/resources/files/Resource007591_Rep11055.pdf

Awards:
County Award: Score of 34 points and higher (Blue: 40-34 // Red: 33-28 // White: 27 & below)
Top two scorers from each age division will move on to State Activities Day.

- Juniors (age 8-10 by 1/1/2020)
- Intermediates (age 11-13 by 1/1/2020)
- Seniors (age 14 & older by 1/1/2020)

Participants must be 12 years or older as of 1/1/20 for their entry to advance to Eastern States Exposition.

2020 4-H Photography

4-Her Name: _____

Age category:____Juniors (age 8-10 by 1/1/20) ___Intermediate (age 11-13 by 1/1/20) ___Seniors (age 14 & older by 1/1/20)

Mailing Address:_____County:_____

City:_____State:_____Zip:_____

Photo Theme Area:_____New Hampshire at its Best_____Open Category_____4-H At its Best/4-H Promotion

Photography Caption: _____

Equipment Used: _____

_____ Flash_____Filters_____Digital_____Commercially printed

_____ Digital enhanced If yes, describe enhancement_____

_____ Other _____

_____ Photo was taken after May 31, 2019

Signature of 4-H Member: _____

ATTACH THIS TO BACK OF PHOTO

University of New Hampshire Cooperative Extension is an equal opportunity educator and employer.
University of New Hampshire, U.S. Department of Agriculture and N.H. counties cooperating.

NH 4-H Presentation Evaluation

Photography

Name: _____

Photo Title: _____

Age Range: _____/_____/_____

8-10 11-13 14-18

Technical Execution	1 Point	3 Points	5 Points	Score
Composition	Visual elements of the image lack uniformity or cohesiveness.	Overall design quality of the image is appropriate and pleasing.	Brings all visual elements together to express the purpose of the image. Prompts the viewer to look where the creator intended.	
Center of Interest	The viewer's eye has difficulty discerning where the maker wants the image to be viewed.	Point or points of interest are apparent and purposeful; attractiveness needs improvement.	Draws the viewer in to the intended point or points of interest. Obvious to where the maker wants the viewer's eye to stop as they view the image. Interesting and eye catching.	
Color and Lighting	Color and Lighting use need improvement. White balance and exposure is either dark or washed out.	The use and control of light and color are apparent and enhance the image.	Color and lightning are used effectively to present a quality image. Supplies harmony to create an emotional appeal or purposely shows unharmonious elements to evoke diverse feelings.	
Format and Framing	Format and framing are unclear or lack purpose. Perspective is confusing.	Format, framing and perspective are thoughtful but do not effectively provide the viewer with a finished look.	Calls attention to photo with framed visual elements. Vertical or horizontal format adds dimension to effectively call attention.	
Style	Style is not visually obvious and is difficult to interpret.	Style is not visually obvious but image has purposeful elements that encourage interpretation.	Maker is able to showcase their personal originality & technique to influence execution.	
			Section Total:	

Subject Matter	1	3	5	Score
Creativity	A snapshot that does not demonstrate creativity.	An idea, message, or thought is portrayed but lacks creative thoughtfulness.	Expression of the imagination of the maker conveys a unique and powerful idea, message or thought.	
Story Telling	Image does not tell a story or convey a message or thought.	Presents a message or tells a story that is obvious but may lack enthusiasm.	Maker's ability to evoke the viewer's imagination is strong. Communicates a message that is impactful and thought provoking.	
Impact	The viewer is left with no emotions or thoughts from the photo.	Photo attracts and maintains attention, at first glance but may not give the viewer a feeling to ponder with after viewing.	Evokes intense emotion and feeling at first glance, while viewing and after the viewer leaves, giving a lasting impression.	
			Section Total:	

Judges Initials _____

GRAND TOTAL

4-H POSTER CONTEST

What is a 4-H Poster?
4-H Posters provide an opportunity for members to share information about 4-H and a wide range of topics. Posters can be used as stand-alone pieces exhibited at fairs and events. They can be useful in recruiting new 4-H members, educating the public, and raising awareness about important subjects. Posters should make people STOP, READ and REMEMBER.

The 4-H Poster Contest categories are: 1.) Educational 2.) Promotional

- Educational posters engage the viewer in a learning process. The design should convey verifiable information, research, and/or data around a centralized topic (cited when appropriate).
- Promotional posters market a particular program, event, or idea. The design should capture the viewer's attention, communicate a benefit to the reader, and include a call-to-action.

Once you have chosen your category, decide on which of the three **4-H Mission Mandate themes** you want to focus on: 4-H Civic Engagement, 4-H Healthy Living, or 4-H Science.

Rules & Awards

- Entries limited to **ONE** per member.
- Score of 30 points and higher will receive county recognition. (Blue: 35-30, Red: 29-24, White: 23 & below)
- Counties may send 2 posters from each age category on to State Activities Day:
  - Juniors (age 8-10 by 1/1/2020)
  - Intermediates (age 11-13 by 1/1/2020)
  - Seniors (age 14 and older by 1/1/2020)
- Posters should be on standard poster board measuring 14" x 22". They may be landscape or portrait orientation. Posters on non-standard size board will not be accepted.
- Posters may be produced by any medium including, but not limited to: watercolor, ink, crayon, acrylic, charcoal, and/or oils. Computer generated lettering and graphics are acceptable.
- Posters *may* be three-dimensional, but no more than 1/4" high (to lay flat in a pile). All pieces should be securely affixed to the poster, to withstand being mailed to the State 4-H Office for judging.
- Poster should be able to be read from 6' away, and should convey one clear message (not a collage)
- Other than the 4-H Clover, posters *may not* incorporate copyrighted materials or trademarked materials. If the 4-H Clover is used, it must be in accordance with the rules governing the emblem. https://extension.unh.edu/events/nh-4-h-state-activities-day .
- Poster can be in an Educational or Promotional category, with a theme of: 4-H Civic Engagement, 4-H Healthy Living, or 4-H Science
- Posters from previous years cannot be re-submitted.

Preparation

- Determine what you want to convey to the viewer and conduct research about your topic.
- Sketch potential designs ideas and layout before creating the final product.
- Consider which points you want to highlight and how to accomplish your goal—different text size, color, borders, or something else.
- What visuals or designs will enhance your message? Where to place for the best effect?
- Try different methods to see what is most visually appealing.

University of New Hampshire Cooperative Extension is an equal opportunity educator and employer.
University of New Hampshire, U.S. Department of Agriculture and N.H. counties cooperating.

Construction

- The Poster can be in an Educational or Promotional category, with a theme of: 4-H Civic Engagement, 4-H Healthy Living, or 4-H Science
- Cite content when appropriate. www.library.unh.edu/research-support/citation-styles
- Text should be easy to read from a distance. Size, color, and font choices contribute to easy reading.
- Poster components should be simple, compelling, adequately sized and communicate the message.
- Layout is appealing to the eye, utilizing whitespace to enhance the overall design.
- The end product should not show glue residue, tape, or other work product.
- Color, text, and overall construction principles are used to accent key components of the poster.
- Poster is well constructed/assembled. It will hold up under variable conditions.
- The poster conveys interesting information.

Letter Size for Optimal Visibility

The font size chart below is based on using black Helvetica text on a white background and assumes someone with good eyesight in good light.

Viewing Distance	*Minimum Text Size*
0.6m / 2ft	5pt
1m / 3.3ft	8pt
1.5m / 5ft	13pt
2m / 6.5ft	16pt

Portions of this document were adapted from the New Mexico State University and Iowa State University 4-H programs.

2020 4-H Poster Exhibit

4-Her Name: _____

Age category:____Juniors (age 8-10 by 1/1/20) ___Intermediate (age 11-13 by 1/1/20) ___Seniors (age 14 & older by 1/1/20)

Mailing Address:_____County: _____

City:_____State:_____Zip:_____ Poster Classification: ____Educational ____Promotional

Theme Area:_____4-H Citizenship_____4-H Healthy Living ____4-H Science

Brief Interpretive Statement of Art Work: _____

Check List of Criteria Met (to qualify, <u>all items must be checked</u> acknowledging compliance) :

_____ No Copyright or Trademarked materials _____4-H Clover used according to regulations _____Poster is standard 14" x 22"

_____ Poster was created after May 31, 2019 _____ Poster contains one clear message (not a collage)

_____ If poster is 3-D, it is no more than ¼ " high and can lay flat in a pile

Signature of 4-H Member: _____

ATTACH THIS TO BACK OF POSTER

University of New Hampshire Cooperative Extension is an equal opportunity educator and employer.
University of New Hampshire, U.S. Department of Agriculture and N.H. counties cooperating.

NH 4-H Presentation Evaluation

Educational Poster Exhibit

Name: _____

Poster Title: _____

Age Range: _____/_____/_____
8-10 11-13 14-18

Technical Execution	1 Point	3 Points	5 Points	Score
Content and Topic	More clarity and quality of descriptive elements needed to express maker's thoughts. Audience may need more information to understand topic.	Poster presents one topic clearly with simplified descriptions of main points, stopping the viewer to pause and read. Topic easy to grasp and clear, but some information may be incomplete, unnecessary, distracting or repetitive.	Poster addresses an important issue with clear idea. Includes originality and age-appropriate complexity. Viewer readily follows maker's main idea. All elements have purpose and relate to main idea. Topic is interesting and stimulates thought.	
Organization	Organization needs improvement; text is illegible, too small, or overly crowded.	Important information clear and legible but poster flow needs improvement.	Professional appearance. Organization and flow intuitive to the observer.	
Format	Overall appearance needs improvement to be visually appealing.	Format and framing present but could be more effectively presented. Finished look is apparent.	Poster has neat lettering with wording that is direct and simplified. Arrangement of elements are in logical chronological order.	
Construction	More care needed with construction, lettering &/or use of materials. Poster not neat and/or eraser marks prominent.	Poster carefully constructed in visually appealing way. Some additional finish work may be required to present the best poster.	Poster carefully constructed in visually appealing way. No loose components, no eraser marks.	
Section Total:				

Art Design	1	3	5	Score
Design	Information, graphics and other visuals not related to the main topic.	Presents arrangement of neat, clean and appropriate design of information.	Use of line, shape, color, and space draws viewer in to descriptive elements easily read from a distance.	
Unity	Elements need more unity. Viewer left with a feeling of confusion.	Most elements create a collective design of information but contain unnecessary or missing elements.	All elements valuable, important and descriptive, working together as a whole.	
Creativity	More creativity needed to generate interest or excitement about the topic and/or copyrighted images used without permission/citation.	Visual elements are unique and convincing of the maker's style and flare, may lack complete originality.	Maker able to showcase personal originality & technique to influence execution and capture viewer's attention.	
			Section Total:	

Judges Initials _____

GRAND TOTAL

NH 4-H Presentation Evaluation

4-H Promotion Poster Exhibit

Name: _____

Poster Title: _____

Age Range: _____/_____/_____
8-10 11-13 14-18

Technical Execution	1 Point	3 Points	5 Points	Score
Content and Messaging	More clarity and quality of descriptive elements are needed to promote 4-H.	Poster clearly promotes 4-H, but may need more work or information to create excitement in the viewer. Some information may be incomplete, irrelevant or repetitive.	Poster promotes 4-H in an engaging and exciting way. Poster is interesting and stimulates thought or presents a call to action.	
Organization	Organization needs improvement; text is illegible, too small, or overly crowded.	Important information is clear and legible but poster flow needs improvement.	Professional appearance. Organization and flow are intuitive to the observer.	
Format	Overall appearance needs improvement to be visually appealing.	Format and framing are present but could be more effectively presented. Finished look is apparent.	Poster has neat lettering with wording that is direct and simplified. Arrangement of elements are in a logical chronological order.	
Construction	More care is needed with construction, lettering &/or use of materials. Poster is not neat and/or eraser marks prominent.	Poster is carefully constructed in a visually appealing way. Some additional finish work may be required to present the best poster.	Poster is carefully constructed in a visually appealing way. There are no loose components and no eraser marks.	
			Section Total:	

Art Design	1	3	5	Score
Design	Information, graphics and other visuals need improvement to effectively promote 4-H or the selected project.	Presents arrangement of neat, clean and appropriate design of information.	Use of line, shape, color, and space draws the viewer in to descriptive elements that effectively promote 4-H.	
Unity	Elements need more unity. Viewer is left with a feeling of confusion.	Most elements create a collective design of information but contain unnecessary or distracting elements.	All elements are valuable, important and descriptive, working together as a whole to create excitement about 4-H.	
Creativity	More creativity is needed to generate interest or excitement about 4-H and/or copyrighted images are used without permission/citation.	Visual elements are unique and generate interest in 4-H, may lack complete originality.	Maker is able to showcase their personal originality & technique to capture viewer's attention and generate interest in 4-H.	
			Section Total:	

Additional Comments:

Judges Initials _____

GRAND TOTAL

NH 4-H Flix Video Contest

SIGN UP DEADLINE
Friday, February 14, 2020
Bring your 4-H Flix Video to 4-H Office by February 21, 2020 for Judging

What is a Flix Video?

Flix Videos are 3-5 minutes videos created by an individual or a team of 4-H'ers. Teams can be comprised of up to 3 members and compete in the division of their oldest member.

Each county may send up to 2 individual or team entries per age category with the highest scores to State Activities Day:

- Juniors (age 8-10 by 1/1/2020)
- Intermediates (age 11-13 by 1/1/2020)
- Seniors (age 14 and older by 1/1/2020)

Videos can include contestant's choice of music (royalty/copyright free) and video production techniques, including but not limited to; video footage, still photography, computer animation, stop motion animation, etc.

Entries will be judged on creativity, flow, and technical performance. Submit video on a DVD or flash drive, labeled with each contestant's name, age, and county. Parents, 4-H leaders and others are encouraged to inspire, guide and help with developing ideas for the video; however, the video entry must be the work of the 4-H member or team.

Contest Rules

- Videos must be 3-5 minutes in length, including the credits showing who participated in the creation of the video and what their roles were. Credits must include the title of the video and any participants. Those not taking part in the contest may appear in the video, however, all editing and production of the video must be done by the contestants.
- All music, video, images and computer animations used must be 4-H appropriate. Contestants should seek guidance from their 4-H leaders if they need help determining if content is 4-H appropriate (does not represent violence, criminal behavior, swearing, vulgarity, mistreatment of animals and is respectful to the community, actors, and viewers). Use of inappropriate music, video, images or computer animation will disqualify the entry immediately and the contestants will not receive a score.
- Video must comply with copyright laws and 4-H emblem must be used appropriately. Please see the following website for informational links.
  - https://extension.unh.edu/resources/files/Resource007561_Rep10965.pdf
- Media releases must be submitted to the county office for everyone appearing in the video.

Use of inappropriate music, video, images or computer animation will disqualify the entry immediately and the contestants will not receive a score.

The University of New Hampshire Cooperative Extension is an equal opportunity educator and employer. University of New Hampshire, U.S. Department of Agriculture and N.H. counties cooperating.

NH 4-H Presentation Evaluation

Flix Video Entry

Name(s): _____

Topic: _____

Age Range: _____/_____/_____

8-10 *11-13* *14-18*

Quality of Video	1 Point	3 Points	5 Points	Score
Storyline, performance, character development, creativity/originality	Characters not well developed. Storyline not present, or exhibits little continuity.	Characters inconsistent, or show minimal development. Storyline is present, but not fully developed. Points of the film show creativity and originality.	In-depth storyline with full character development. Creativity evident throughout. Storyline makes sense, scenes flow, and are influenced by direction, costumes, and props.	
Production technique, technical quality, cinematography, editing	No credits present. Does not meet duration requirement of 3-5 minutes, with or without credits. Minimal use of production techniques (animation, special effects, stop action, etc.)	Credits present, but incomplete (missing title or participants). Length of video 3-5 minutes without credits. Some use of production techniques (animation, special effects, stop action, etc.). Editing techniques enhance video story/quality	Credits present: title and participants listed. Video is 3-5 minutes in length, including credits. Creative use of production techniques throughout video (such as animation, special effects, stop action), exceptional use of visuals and camera angles to enhance story.	
Lighting and sound quality	Sound quality muffled or inconsistent, lighting detracts from the storyline.	Good sound quality & use of music/sounds, lighting impacts video in a positive way	Sound quality clear, creative use of music and sound effects to advance video message.	
Educational value, Sources of information cited; promotion of 4-H	4-H emblem not present. Educational value not easily discerned. Information used with no citations.	4-H emblem present but does not promote 4-H, UNH, or UNH CE. Video offers some educational value. Sources partially cited.	4-H emblem is used appropriately. Provides a learning outcome with educational value. Sources of information listed in credits.	
Equipment/ Material Set-up & Usage	Did not assist with set-up, did not use materials to enhance presentation	Assisted with set-up, did not maximize use of materials to enhance presentation	Independent set-up, proper use of materials in order to enhance presentation	
			Section Total:	

Additional Comments:

Judges Initials _____

GRAND TOTAL