



FRUIT/VEGETABLE GROUP PICTURE CARDS

What to do

Give each child one of the Fruit or Vegetable Group picture cards.

- Have each child show their card and name the food if they can
- Ask if they have tried them, did they like it, will they eat it again
- What color is it
- Does it have a seed inside
- Do you peel it or eat the peel

Purpose:

To learn about different fruits and vegetables.

Supplies:

- Fruit/Vegetable picture cards included (print on cardstock paper and cut out)

FRUIT CARDS



**Apples
Green/Red**



Apricots



Bananas



Blackberries



Blueberries



Cantaloupe



Cherries



Coconut



Cranberries



Figs



Grapefruit




**Grapes
Green/Purple/Red**



Honey Dew Melon



Mango



Oranges



Papaya



Peaches



**Pears
Bartlett/Bosc/Red**



Pineapple



Plum



Raspberries



Rhubarb



Strawberries



Watermelon

VEGETABLE CARDS



Asparagus



Beets



Broccoli



Brussel Sprouts



**Cabbage
Purple and Green**



Carrots




Cauliflower




Celery



Corn



Cucumber



Eggplant



Green Beans



Lettuce
Head and Leaf



Okra




Onions



Peas



Peppers
Green/Red/Yellow/Hot



Potatoes



Salad Greens



Scallions
Green Onion



Spinach



Summer Squash



Tomatoes



Turnips



**Winter Squash
Acorn**



**Winter Squash
Blue Hubbard**



**Yam
Sweet Potatoes**



Zucchini