

GRAFTON COUNTY

3855 Dartmouth College Hwy, Box 5
N. Haverhill, NH 03774
Tel: (603)787-6944



University of
New Hampshire

Cooperative Extension

4-H FASHION REVUE & TEXTILE EVENT

Saturday, February 16, 2019

(Snow date: February 23)

9:00am – 1:00pm

**Alumni Hall
75 Court Street
Haverhill, NH 03765**



The 4-H Fashion Revue and Textile Event provides an opportunity for youth to receive feedback from judges on their sewn textiles, garments, knitted, and crocheted projects, and to display their project for the people's choice Sew Green contest. This county event includes an opportunity for youth to model their garments, and show-off their textiles during the revue, as well as learn new skills during the workshops and clinics. The top garments will earn the privilege of moving on to the state event where youth will be selected to participate at the Eastern States Exposition later in the year.

Ways youth can participate:

1. Garment Judging – (Top winners move onto State event)
2. **Sew Green** (People's Choice) Contest – (County only)
3. Textiles Project Judging - (County only)
 - Quilts / Quillows
 - Stuffed Animals
 - Pillows / Pillowcases
 - Aprons
 - Knitting / Crocheting
 - Other textiles, etc.

All participants should plan to arrive by 9am to take part in the clinic options being offered. A required modeling clinic for all participants will be held during the course of the event. Additional fun clinic workshops will also be offered for youth to choose from.

Registration Deadline - Monday, February 4, 2019

Registration link: <https://tinyurl.com/2019FashionReg>


Garment and textile items for judging need to be brought to the UNH Cooperative Extension Office, North Haverhill, NH. Please remember to include your pattern directions, if applicable. 3:00pm deadline (no items will be accepted after this time)

For any special arrangements including physical access, or other accommodation requests, please contact Donna Lee, 4-H Program Manager, at 787-6944 or Donna.Lee@unh.edu. Ten working days are needed to facilitate special needs requests.

SCHEDULE

9:00am	Arrival / Registration / Clinic Sign-up / <i>Sew Green</i> Set-up
9:15	Welcome / Opening Ceremony
9:30	Session 1
10:15	Break / <i>Sew Green</i> Voting (10am to 11am)
10:30	Session 2
11:15	Gather Textiles / Change into Garments / Line-up for Fashion Revue
11:45	Fashion Revue
	Awards Presentation (immediately following Fashion Revue)

GENERAL EVENT INFORMATION

- Youth do not need to be present on February 16th in order to receive recognition. However, only those in attendance will be eligible for advancing to the State Fashion Revue and Eastern States Exposition.
- Youth entering the *Sew Green* contest **DO NOT** need to bring their items to the office for pre-judging.
- *Sew Green* articles need to arrive at the event for display between 9:00 and 9:15am.
- This year, Fashion Selections will be a part of County Activities Day rather than Fashion Revue.
- Modeling skills are necessary for Eastern States Exposition participation, therefore, a modeling clinic will be an important part of the county event. All 4-H participants will model their creations (garments, knitting, crocheting, quilting, textiles) at this gala event. 
- Youth may **bring props and accessories** to use during the revue / show (optional).
- Changing areas will be available. Participants need to be respectful of the facility, and pick-up any belongings and make sure that we leave the area as we found it. **THANKS IN ADVANCE!**
- Be sure all entries are clean and pressed for judging and the Revue.
- Garment pattern directions, or copies, need to accompany the project when it is dropped off at the office for pre-judging. Quilt patterns should also be available, if applicable. Please be sure names are on the directions. (Pattern pieces are not needed.)
- Garment / Textile Description Forms should accompany all entries (with the exception of Cloverbud entries).



GARMENT JUDGING



The following age guidelines should be used when selecting the appropriate level. Only completed garments will be judged. Participating members should come prepared to change into their outfits prior to the show on Saturday, February 16, 2019.

CLOVERBUD:	4-H Age 5 - 7
JUNIOR:	4-H Age 8 - 11
INTERMEDIATE:	4-H Age 12 – 13
SENIOR:	4-H Age 14 – 18

The top three individuals in the Junior, Intermediate, and Senior age categories, will earn the honor of representing the county at the state event. This year's state event will take place at the Makers' Expo on Saturday, April 13, 2019.

NOTE:

1. Participants with special needs should discuss accommodation requirements with Donna Lee, Grafton County 4-H Program Manager
2. For any special arrangements including physical access, or other accommodation requests, please contact Donna Lee, 4-H Program Manager, at 787-6944 or 3855 DCH, Box 5, North Haverhill, NH 03774. Ten working days are needed to facilitate special needs requests.



Pattern directions need to accompany your entries for the construction evaluation. (Pattern pieces are not needed.)

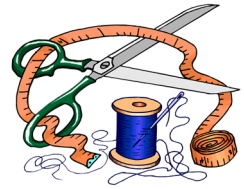


QUILT ENTRIES

1. Sizes: Quilts and quilted wall hangings (any size 24" square and above); Quillows with quilted areas larger than 24" square are entered as quilts.
2. Finishing Styles: Tied; Hand Quilted; Machine Quilting on a Domestic Machine; Free Hand on a Long Arm; Computer guided on a Long Arm.
3. Work should be done by the exhibitor. Adults may assist in the design and construction through demonstration only.
4. No pre-cut **kits** allowed.
5. Label your quilt and carrying container. Quilts are to be labeled with the following information:
 - Quilt maker's name
 - Name of quilt pattern
 - Date completed
 - Professional quilter's name (if applicable)
6. Quilt patterns should be provided, if applicable.



TEXTILE ENTRIES



This category is for county level only. There is not a textile category at the state event, therefore, no participant's entries will qualify to advance to the Makers' Expo.

Textiles will be presented on stage during the Fashion Revue on Saturday, February 16th. Participants will carry the items during the show, while the description/script is being read.


Youth can enter the following items:

<u>Machine or Hand Sewn:</u>	<u>Knitted or Crocheted Articles:</u>
<ul style="list-style-type: none"> Quilts and quilted wall hangings (any size 24" square and above) Pillows Accessories Pocket Books Backpacks Toys Aprons Quilted Shams Pillowcases Other items 	<ul style="list-style-type: none"> Garment Afghan Scarves Mittens Hats Potholders Other items
<p><i>Note:</i></p> <ul style="list-style-type: none"> • <i>Quillows with quilted areas less than 24" square are entered as other sewn objects.</i> • <i>Quillows with quilted areas larger than 24" square are entered as quilts.</i> 	






SEW GREEN

Sew Green is similar to the People's Choice award at Food Show. We are giving away GREEN material to all participants and asking them to turn on the creativity. There are very few rules with this contest. Youth can make whatever they want – use some bling and accessorize, add a contrast material and create something to wear, make a dog outfit...the possibilities are endless! The only catch is, youth have to use the FREE material that we provide as a majority of the project. To get the free material, participants register on-line, and let us know if someone is available to pick up the material from our office, or if we need to mail it to them. It's that simple. Final creations will be on display on Saturday, February 16th. Adults and youth in attendance will be given the opportunity to vote for their favorite item.



Fashion Revue and Textile Event

Cloverbud Comment Sheet





Fashion Revue Garment Score Sheet



Name: _____ Club: _____
 Garment Description: _____
 4-H Age: ___ Junior (8-11) ___ Intermediate (12-13) ___ Senior (14+) Years in Textiles & Clothing Project: ___

Consumer Decisions

Place an X in the appropriate column.

	Excellent ****	Very Good ***	Good **	Fair *
Appropriate Fabric, Interfacing, Lining	_____	_____	_____	_____
Appropriate Notions (Thread, Closures, Binding, Trim)	_____	_____	_____	_____

Based on the information above,
the overall rating for this section is...

(write in **one** numerical score)

_____	Excellent 15 - 13	Very Good 12 - 10	Good 9 - 6	Fair 6 - 0
-------	----------------------	----------------------	---------------	---------------

Comments:

Basic Construction Techniques

Place an X in the appropriate column.

	Excellent ****	Very Good ***	Good **	Fair *
Cleanliness & Pressing	_____	_____	_____	_____
Grain & Directional Fabric Designs	_____	_____	_____	_____
Seams & Seam Finishes	_____	_____	_____	_____
Hems	_____	_____	_____	_____

Based on the information above,
the overall rating for workmanship, technique,
and **applicable** skills exhibited in this section are...

(write in **one** numerical score)

_____	Excellent 25 - 22	Very Good 21 - 19	Good 18 - 15	Fair 14 - 0
-------	----------------------	----------------------	-----------------	----------------

Comments:

Garment Specific Construction Techniques

Place an X in the appropriate column.

	Excellent ****	Very Good ***	Good **	Fair *	NA
Waistbands/Bands/Straps/Ties/Belt/Belt Loops	_____	_____	_____	_____	_____
Casings	_____	_____	_____	_____	_____
Facings	_____	_____	_____	_____	_____
Darts	_____	_____	_____	_____	_____
Gathers & Ruffles	_____	_____	_____	_____	_____
Pleats/Tucks	_____	_____	_____	_____	_____
Closures	_____	_____	_____	_____	_____
Pockets/Flaps/Welts	_____	_____	_____	_____	_____
Pants	_____	_____	_____	_____	_____
Collars, Lapels, Cuffs, Hoods	_____	_____	_____	_____	_____
Sleeves	_____	_____	_____	_____	_____
Yokes & Bibs	_____	_____	_____	_____	_____
Trims, Decorative Topstitching	_____	_____	_____	_____	_____
Linings	_____	_____	_____	_____	_____
Plaids, Checks, Stripes, Large Prints & Lace Motifs	_____	_____	_____	_____	_____
Other: _____	_____	_____	_____	_____	_____

Based on the information above,
the overall rating for workmanship, technique,
and **applicable** skills exhibited in this section are...

*(write in **one** numerical score)*

	Excellent	Very Good	Good
Points Range:	40 - 36	35 - 31	30 - 25

Comments:

Degree of Difficulty

Place an X in the appropriate column.

	Excellent ****	Very Good ***	Good **	Fair *
Pattern Difficulty	_____	_____	_____	_____
Fabric Difficulty	_____	_____	_____	_____
Creativity & Personalized Effect	_____	_____	_____	_____

Based on the information above,
the overall rating for degree of difficulty is...

*(write in **one** numerical score)*

	Excellent	Very Good	Good	Fair
Points Range:	20 - 18	17 - 15	14 - 11	10 - 0

Comments:

<u>Scoring Section</u>	<u>Points Possible</u>	<u>Points Awarded</u>
Consumer Decisions	15	_____
Basic Construction Techniques	25	_____
Garment Specific Construction Techniques	40	_____
Degree of Difficulty	20	_____
Total Points	100	<div style="border: 1px solid black; width: 60px; height: 15px; margin: 0 auto;"></div>

4-H Textile Event Knitting/Crocheting



Name: _____ Age (as of January 1st) _____

Club: _____ Town: _____ County: _____

Garment(s) _____ # of items _____ Yrs. in Knitting/Crocheting _____

SECTION I

Item to be Judged	<u>Excellent</u> (10 Points)	<u>Good</u> (8 Points)	<u>Fair</u> (6 Points)	<u>Needs Improvement</u> (4 Points)	N/A
General appearance:					
Clean and neat					
Blocked properly, if needed					
Garment well proportioned					
Pattern - followed					
Selection of Materials:					
Yarn suitable for garment or article					
Needle/hook size suitable to yarn					
Style suitable to age/purpose					
Colors coordinate					
Yarns compatible in size/ply					
Embellishments (ie buttons, ribbons, embroidery, fringe, etc.) harmonize and are proportionate					

Total Number of Checks in this Column

--	--	--	--

Multiply by the Number of Points

X 10 X 8 X 6 X 4

Total Points Earned in this Column

--	--	--	--

Overall Total
of Points
Earned

÷

Overall
Total # of
Checks

X 3.5 =

**Section I
Total**



4-H Textile Event Knitting/Crocheting



Name: _____

SECTION II

Construction Technique	<u>Excellent</u> (10 Points)	<u>Good</u> (8 Points)	<u>Fair</u> (6 Points)	<u>Needs Improvement</u> (4 Points)	N/A
Knitting:					
Cast on properly					
Bound off properly					
Crochet:					
Beginning chain even & not too tight					
Finishing row even and not too tight					
Both:					
Tension uniform					
Free from split stitches					
Lack of dropped stitches					
Yarn joined well, no knots showing					
Gauge proper					
Pattern stitches consistent					
Seams smooth, neat and flexible					
Edges smooth and even					
Buttonholes properly spaced and correct size					
Hand stitching suitable, even and neat					
Yarns carried properly					
Buttons/other trim securely attached					

Total Number of Checks in this Column

--	--	--	--

Multiply by the Number of Points

X 10	X 8	X 6	X 4
------	-----	-----	-----

Total Points Earned in this Column

--	--	--	--

Overall Total
of Points
Earned

÷

Overall
Total # of
Checks

X 4.5 =

**Section II
Total**

4-H Textile Event Knitting/Crocheting



Name: _____

SECTION III

Degree of Difficulty	<u>Extremely Difficult</u> (10 Points)	<u>Moderately Difficult</u> (6 Points)	<u>Easy</u> (2 Points)
Pattern difficulty			
Yarn difficulty			
Creativity & personalized effect			

Total Number of Checks in this Column

--	--	--

Multiply by the Number of Points

X 10

X 6

X 2

Total Points Earned in this Column

--	--	--

Overall Total
of Points
Earned

÷

Overall
Total # of
Checks

X 2.0 =


**Section III
Total**

Scoring Summary

	+		+		=	
Section I		Section II		Section III		Grand Total

Danish Ribbons:

- Blue 90 - 100
- Red 80 - 89
- White 79 and below



4-H Textile Event Quilted Project

All quilting needs to be done by exhibitor

Name: _____ Age (as of January 1st) _____

Club: _____ Town: _____ County: _____

Item(s) _____ # of quilted items made _____ Yrs. in Quilting Project _____

SECTION I

Item to be Judged	<u>Excellent</u> (10 Points)	<u>Good</u> (8 Points)	<u>Fair</u> (6 Points)	<u>Needs Improvement</u> (4 Points)	N/A
VISUAL IMPACT:					
Color/Combination/Blendable/Coordinated					
Clean, neat, no noticeable pencil, chalk marks, threads, or pet hair					
Used principles and elements of design					
DESIGN ON QUILT TOP/WALL HANGING:					
Parts work together (definite design, colors flow together, appropriate sashing, etc.)					
Scale of fabric design appropriate to quilt size					
Finished quilting method complimentary to the back					
Borders/edge treatments/binding enhance overall appearance					
Compatible colors, values and contrasts					
SELECTION OF MATERIALS					
Weight of batting is appropriate for the item					
Fabric content is appropriate and uniform					
Backing coordinates with the quilt top					

Total Number of Checks in this Column

--	--	--	--

Multiply by the Number of Points

X 10 X 8 X 6 X 4

Total Points Earned in this Column

--	--	--	--

Overall Total
of Points
Earned

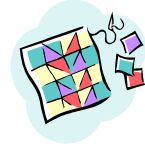
÷

Overall
Total # of
Checks

X 3.5 =

**Section I
Total**

4-H Textile Event Quilted Project



Name: _____

SECTION II

CONSTRUCTION TECHNIQUES ON QUILT TOP/WALL HANGING	<u>Excellent</u> (10 Points)	<u>Good</u> (8 Points)	<u>Fair</u> (6 Points)	<u>Needs Improvement</u> (4 Points)	N/A
Quilt labeled correctly					
Corners meet					
Seams secure and straight					
Stitching is straight, even, and appropriately spaced					
Filler/batting fills the entire quilt/wall hanging and is free of bumps					
Back is attractive and free of unsightly stitches or marks					
Size is consistent overall					
Binding applied straight					
Color of the quilting thread/tie is appropriate					

FINISHING STYLES

If tied:

Are ties distributed evenly throughout quilt?					
Are ties secured and trimmed appropriately?					

If hand quilted:

Are stitches secure and even?					
Are knots visible?					

If machine quilted on a domestic machine:

Are the straight lines straight and curved lines smooth?					
Is thread tension uniform?					

If quilted free hand on a long arm:

Is stitch pattern clear?					
Is thread tension uniform?					

If computer guided quilting on a long arm:

Is pattern even and not overlapping?					
Is thread tension uniform?					

Total Number of Checks in this Column

--	--	--	--

Multiply by the Number of Points

X 10

X 8

X 6

X 4

Total Points Earned in this Column

--	--	--	--

Overall Total
of Points
Earned

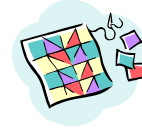
÷

Overall
Total # of
Checks

X 4.5 =

Section II
Total
2

4-H Textile Event Quilted Project



Name: _____

SECTION III

Degree of Difficulty	<u>Extremely Difficult</u> (10 Points)	<u>Moderately Difficult</u> (8 Points)	<u>Easy</u> (6 Points)
Pattern difficulty is age/experience appropriate			
Difficulty of fabric used (flannel, fleece, minkee...)			
Creativity & personalized effect			

Total Number of Checks in this Column

--	--	--

Multiply by the Number of Points

X 10

X 8

X 6

Total Points Earned in this Column

--	--	--

Overall Total
of Points
Earned

÷

Overall
Total # of
Checks

X 2.0 =

**Section III
Total**

Scoring Summary

_____	+	_____	+	_____	=	_____
Section I		Section II		Section III		Grand Total

Danish Ribbons:

- Blue 90 - 100
- Red 80 - 89
- White 79 and below

4-H Textile Event Fleece Blankets & Pillows & Other Sewn Objects



Name: _____ Age (as of January 1st) _____

Club: _____ Town: _____ County: _____

Item(s) _____ # of items _____ Yrs. in Clothing Project _____

SECTION I

Item to be Judged	<u>Excellent</u> (10 Points)	<u>Good</u> (8 Points)	<u>Fair</u> (6 Points)	<u>Needs Improvement</u> (4 Points)	N/A
General appearance:					
Front					
Back					
Clean, neat, unnoticeable pencil or chalk marks					
Selection of Materials:					
Fabric suitable for purpose					
Embellishments compliment the object					
Harmony and Design:					
Usable size					
Colors go well together					
All materials uniform in quality					

Total Number of Checks in this Column

Multiply by the Number of Points X 10 X 8 X 6 X 4

Total Points Earned in this Column

$$\boxed{} \div \boxed{} \times 4.0 = \boxed{}$$

Overall Total
of Points
Earned

Overall
Total # of
Checks

**Section I
Total**

4-H Textile Event Fleece Blankets & Pillows & Other Sewn Objects



Name: _____

SECTION II

Construction Technique	<u>Excellent</u> (10 Points)	<u>Good</u> (8 Points)	<u>Fair</u> (6 Points)	<u>Needs Improvement</u> (4 Points)	N/A
Item is uniform on each side					
Item is uniformly full of batting or filler					
Edges straight and even					
Width of strips are even and neat (if tied)					
Seams are secure and straight					
All corners meet precisely					
Embellishments are securely attached					

Total Number of Checks in this Column

--	--	--	--

Multiply by the Number of Points

X 10

X 8

X 6

X 4

Total Points Earned in this Column

--	--	--	--

Overall Total
of Points
Earned

÷

Overall
Total # of
Checks

X 4.0 =

**Section II
Total**

4-H Textile Event Fleece Blankets & Pillows & Other Sewn Objects



Name: _____

SECTION III

Degree of Difficulty	<u>Extremely Difficult</u> (10 Points)	<u>Moderately Difficult</u> (6 Points)	<u>Easy</u> (2 Points)
Pattern difficulty			
Fabric difficulty			
Creativity & personalized effect			

Total Number of Checks in this Column

--	--	--

Multiply by the Number of Points

X 10

X 6

X 2

Total Points Earned in this Column

--	--	--

Overall Total
of Points
Earned

÷

Overall
Total # of
Checks

X 2.0 =

**Section III
Total**

Scoring Summary

_____	+	_____	+	_____	=	_____
Section I		Section II		Section III		Grand Total

Danish Ribbons:

- Blue 90 - 100
- Red 80 - 89
- White 79 and below